

**Mobile Pedagogy for language teachers – practical,
creative 21st century learning experiences using
mobile technologies
InterEducation - 5th-7th September 2018**



@joedale

joedale@talk21.com

Net hunting

Pedagogy

Please define a 21st century language teacher

Innovative and flexible

Flexible

Flexible problem solver

Risk taker

Creative

Innovative, reflective, collaborative

Multitasker

Entertainment language provider

flexible

Engaging

Octopus

Inspiring, connected and passionate

Uses technology such as iPads laptops etc

Facilitator

Passionate, engaging, fun

Using technology and the curriculum in an engaging way.

Someone who is innovative and engaging in all facets of teaching and learning to promote a love of learning

Creative, innovative, resilient

Courageous creative creatures

Updated, motivate, engaging, prepared to amaze.

Deep knowledge

Courageous creative creatures

Updated, motivate, engaging,
prepared to amaze.

Deep knowledge

Engaging, fluent in the language.

Considerate of individual learner
needs

passionate and always learning

challenged

Differentiates and relates to students

Embracing, entertaining flexible.

Adaptable

Creative

A window into another culture

catering for individual needs

Various Cultural acceptance

Reflective

Frustrated, time poor,

21st century language teachers build
relationships face to face and use
technology to differentiate.

Uptodate versatile engaging well
travelled

An engaging and strong advocate for
global citizenry.

Engaging. Innovative.

Up to date

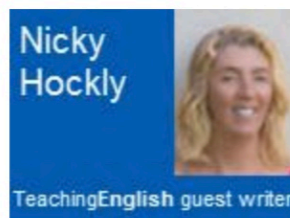
Motivation for proceed oneself

What is digital literacy? How can you grow yours?

The screenshot shows the top navigation bar of the TeachingEnglish website with links for Help, Log in, Sign up, and Newsletter. It also features logos for the British Council and BBC. The main navigation menu includes Teaching kids, Teaching teens, Teaching adults, Teacher development, Training courses, Events, and Magazine. The article title is 'Digital literacies: What are they and why should we care?' with a 5-star rating and an average of 4 (818 votes). Social sharing buttons for Twitter (25), Facebook (47), Email (27), and a general Share button (1854) are visible.

Submitted 5 years 6 months ago by nickyhockly.

In most UK schools new media literacy skills now supplement the more traditional 3 Rs (reading, writing and 'rithmetic). In Australia schools teach 'digital literacy skills', and in the USA there is a growing awareness of the importance of 'new media literacies'. In Spain and Norway there is talk of 'digital competences' being a necessary part of the curriculum. In short, digital literacies are being recognised as fundamental skills for today and tomorrow's citizens.



What are digital literacies?

An umbrella term for the media literacy skills and digital competences which appear in national curricula, digital literacies refer to our ability to effectively make use of the technologies at our disposal. We are not just talking about a checklist of technical skills, but also about the social practices that surround the use of new media. So not just knowing how to create a blog entry, but knowing how to use this to connect with a wider community of readers. **Privacy settings** what sort of

A - Z of Content

A B C D F G I J M P Q S T
U V W

- Anna Whitcher and Kieran Donaghy: Image makers in the future of ELT
- Art in the classroom
- Blogging for ELT
- Class journals
- Classroom layout
- Core skills - unlocking a world of potential
- Critical thinking
- Critical Thinking Skills
- Cuisenaire rods in the language classroom
- Developing Digital Literacies for Teachers

<https://www.teachingenglish.org.uk/article/digital-literacies-what-are-they-why-should-we-care>

5 points to consider when implementing digital technologies according to the Education Endowment Foundation Teaching and Learning Toolkit

1. Effective use of technology is driven by learning and teaching goals rather than a specific technology: technology is not an end in itself.

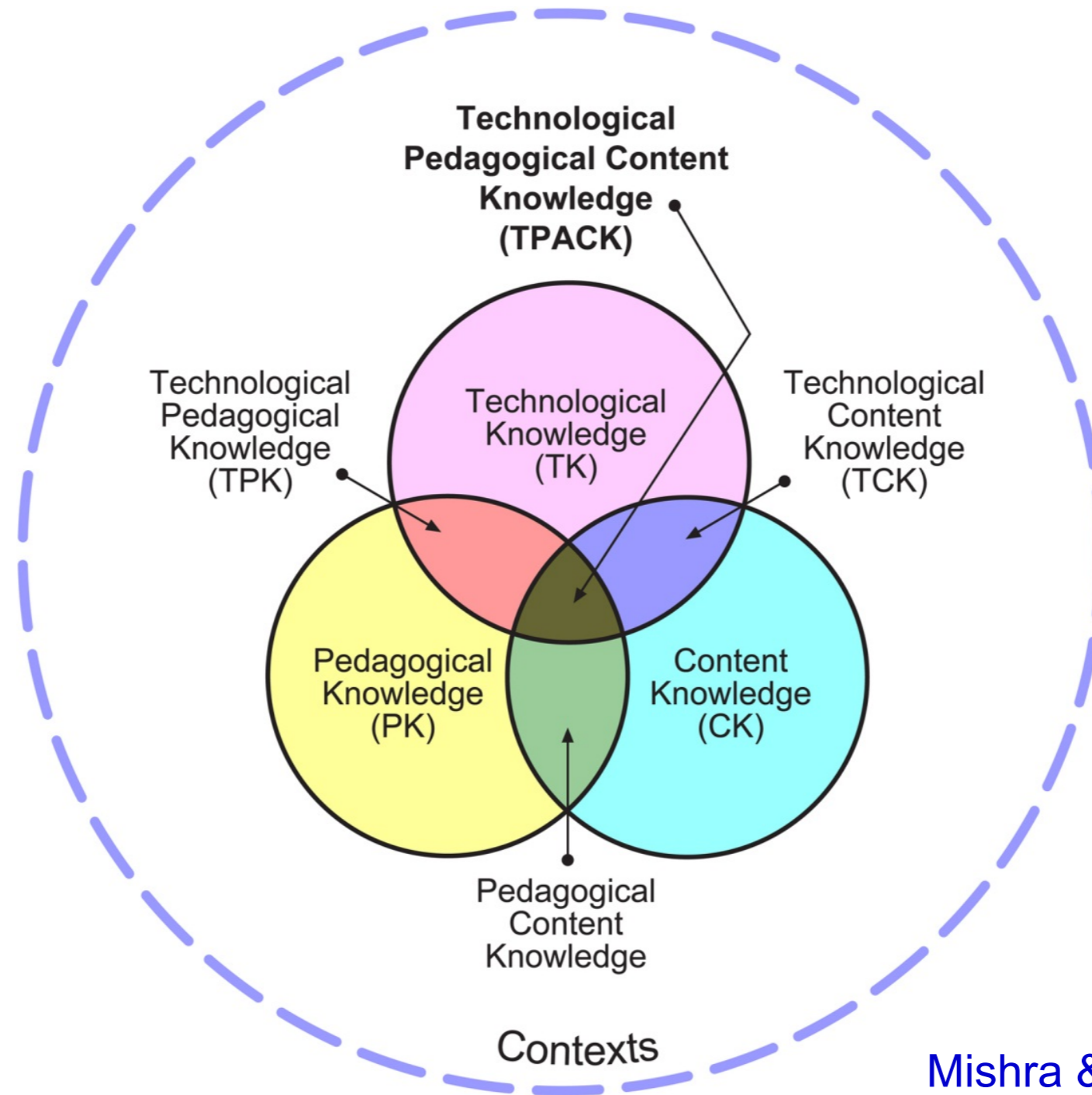
2. Are you clear about how you expect the introduction of technology to improve learning? New technology does not automatically lead to increased attainment.

3. Technology should support pupils to work harder, for longer or more efficiently to improve their learning.

4. Motivation to use technology does not always translate into more effective learning, particularly if the use of the technology and the learning outcomes are not closely aligned.

5. Teachers need support and time to learn to use new technology effectively. This involves more than just learning how to use the technology; it should include support to understand how it can be used for learning.

TPACK

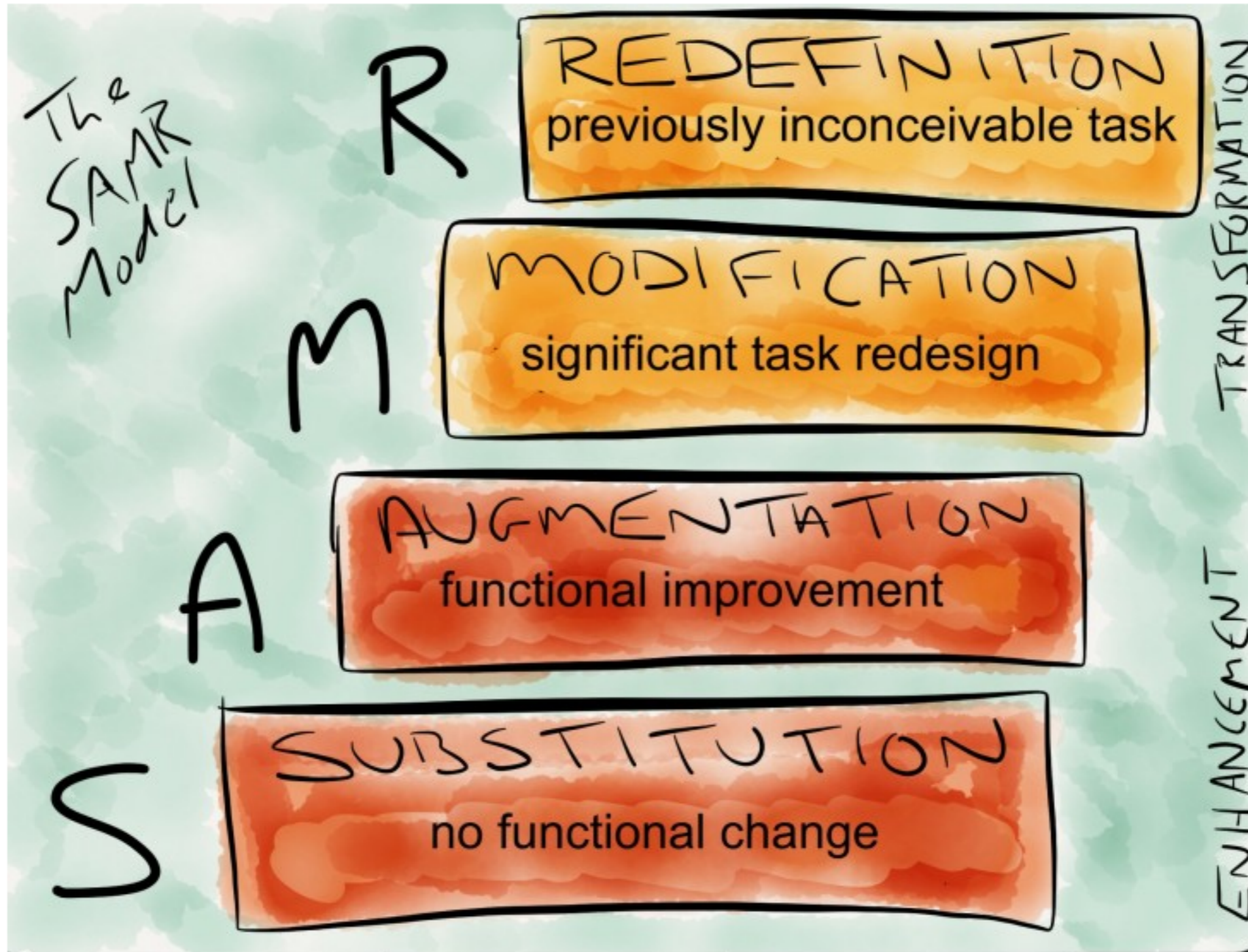


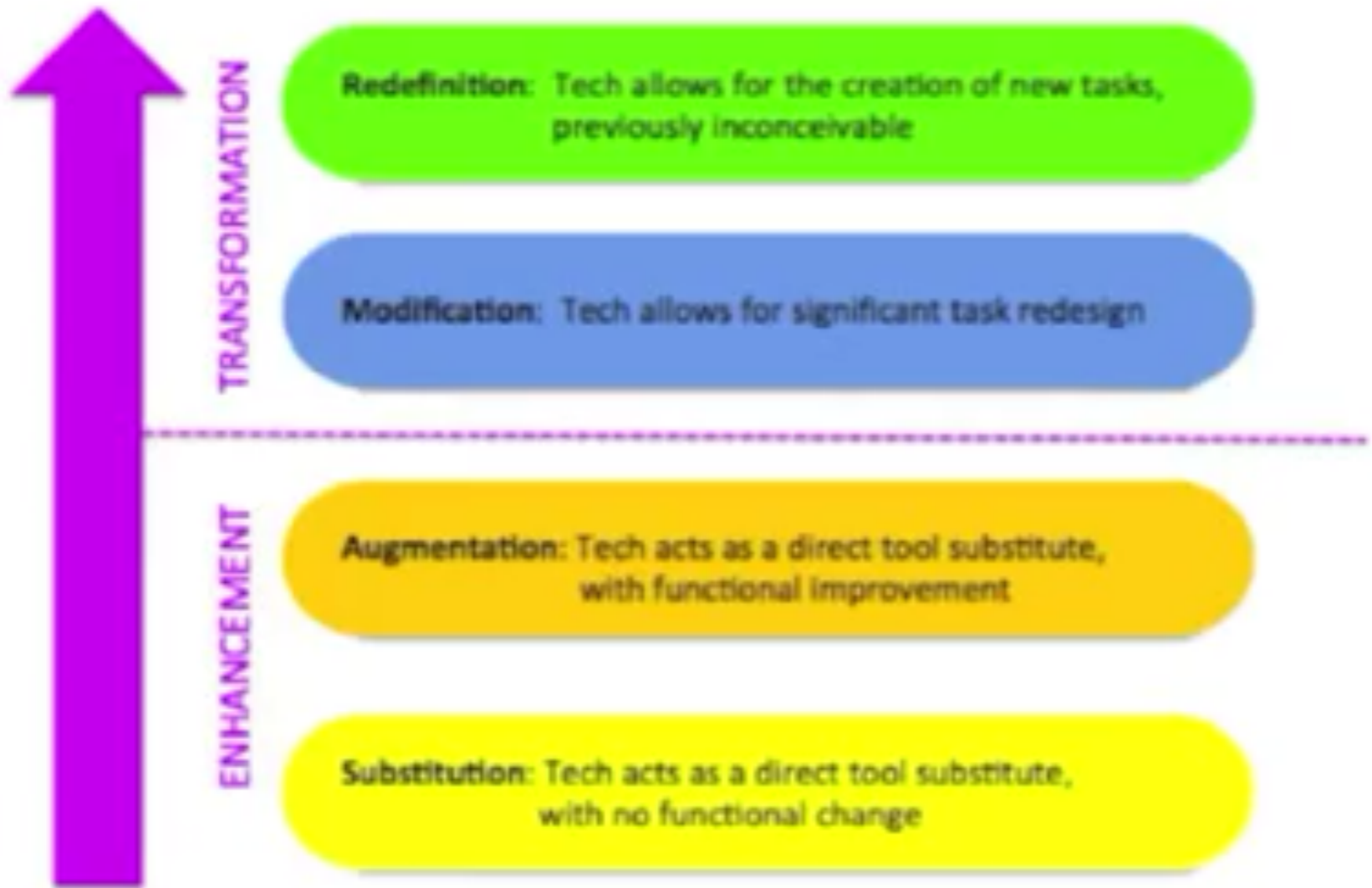
Mishra & Koehler (2006)

<http://www.tpck.org>

<http://punya.educ.msu.edu/research/tpck>

Dr. Puentedura's SAMR Model





Based off of Dr. Ruben R. Puentedura's SAMR Model

TECH: Student centred version of the SAMR model

TECH for Teachers and Students


Handoff: Students' interests drive the learning experience with teacher guidance and the flexible choice of tools and technologies to achieve an authentic and exemplary product.

Choice: Teacher sets broad goals for student learning and offers a choice of tasks using a specified range of available tools.

Enhanced: Teacher integrates multiple tech tools to create an enhanced learning experience for students.

Traditional: Teacher designs the task using traditional pedagogy with technology supports.

Created by: Jen Roberts @JenRoberts1



For more information please see *Power Up: Making a Shift to 1:1 Teaching and Learning* by Neebe and Roberts.

Crowdsourcing your PLN for Redefinition



-  **Mr Parkinson** @ICT_MrP 54 minutes
@joedale to act and become the characters being able to portray more emotion than if it was hand drawn, thinglink would be redefinition
-  **Joe Dale** @joedale 1 hour
@ICT_MrP In this example, have you taken a screenshot of Comic Life, imported into Thinglink, added YT clips and embedded on class blog?
-  **Mr Parkinson** @ICT_MrP 2 days
@joedale I would consider this to be - davyhulme.primaryblogger.co.uk/literacy/inter...
-  **Joe Dale** @joedale 2 days
@ICT_MrP Thanks. Do you have any examples which refer to achieving modification/redefinition levels according to the SAMR model?
-  **Mr Parkinson** @ICT_MrP 2 days
@joedale my blog is full of them - mraparkinsonict.blogspot.co.uk
-  **Joe Dale** @joedale 2 days
Could you send me links to blog posts showcasing cool ideas/lessons on using iPads (non-languages please) Please RT!




<http://davyhulme.primaryblogger.co.uk/literacy/interactive-traditional-tale-comics/>

Augmented reality and SAMR

AR you ready for AR?

Posted on April 1, 2014

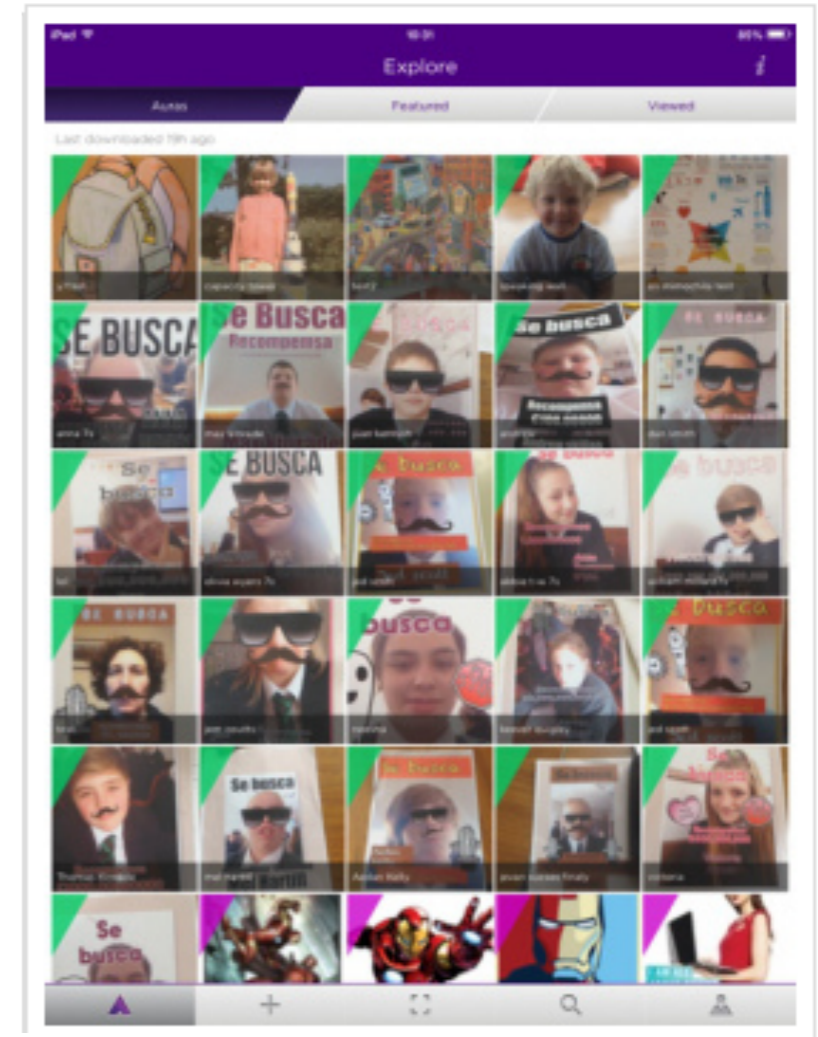


Rachel Smith
@lancsclassrach

Really proud of Y7 today - they all completed their se busca posters using Aurasma app #mfltwitterati #ipaded

3:46 PM - 31 Mar 2014

1 FAVORITE



<http://musingsfromtheisland.wordpress.com/2014/04/01/ar-you-ready-for-ar/>

SAMR success is NOT about tech

IPAD 4 SCHOOLS
MAKING SIMPLE SENSE OF IPADS IN SCHOOLS

LATEST ABOUT GUIDES i4S POSTERS APPS 4 SCHOOLS EDU LEADERS

FEB 4 2014 SAMR success is NOT about Tech

Quick refresh

If you aren't aware of the **S.A.M.R. model** (devised by Ruben R. Puentedura – @rubenrp) then in simple form it explains the common journey teachers go through when introducing technology. It's popular for introducing iPads in schools. [More info here.](#)

Quick version:

- Substitution:** Do old paper task on device
- Augmentation:** Do old paper task digitally but now using an extra app feature
- Modification:** Students benefit from the versatility and combine new digital tools for new outcomes
- Redefinition:** Students are collaborating and learning in ways previously not imagined

Slow Progress

Even in my school, the speed at which the staff as a whole move through the SAMR model from substituting tasks for their digital equivalent to redefining how they help students learn is slow, sometimes seeming to stall completely. My school is good at providing professional development but after 4 years the conversations by tech leaders contain the same frustrations.

Introducing iPads?

Sudents still need to be taken through content
All my students should now use this cool app
Multiple approaches in the room have proven to be fun & informative
Returned control of their own learning to the students. Collaboratively, we all arrive at answers in ways I hadn't imagined

How are your students preparing for a life of learning without all the knowledge teachers know?

The **SAMR** journey is more about mindset than tech competence.

Vicki Davis
COOL CAT TEACHER ON TUMBLR

February 4, 2014 5 notes &

Introducing iPads?

Sudents still need to be taken through content
All my students should now use this cool app
Multiple approaches in the room have proven to be fun & informative
Returned control of their own learning to the students. Collaboratively, we all arrive at answers in ways I hadn't imagined

How are your students preparing for a life of learning without all the knowledge teachers know?

The **SAMR** journey is more about mindset than tech competence.

Original model by Ruben R. Puentedura
By @iPadWells more at iPad4Schools.org

Excellent write up about the SAMR method and iPad implementation by Richard Wells @ipadwells. Great work here to help us understand that it is a transformation of mindset. If these things were easy everyone would do them well but as it is transformation is hard and we all have our struggles in our own schools with it.

(via SAMR success is NOT about Tech | IPAD 4 SCHOOLS)

About the author

I blog at the [Coolcatteacher.com](#) this is just a fun blog with lots of short opinions and quotes. If you love kids, teaching, and living a productive, good life - let's tumblr together!
[@coolcatteacher](#)

Got questions? Just ask. I'll answer.,
[Submit a post](#)

Find us on Facebook

Cool Cat Teacher
Like

3,657 people like Cool Cat Teacher.

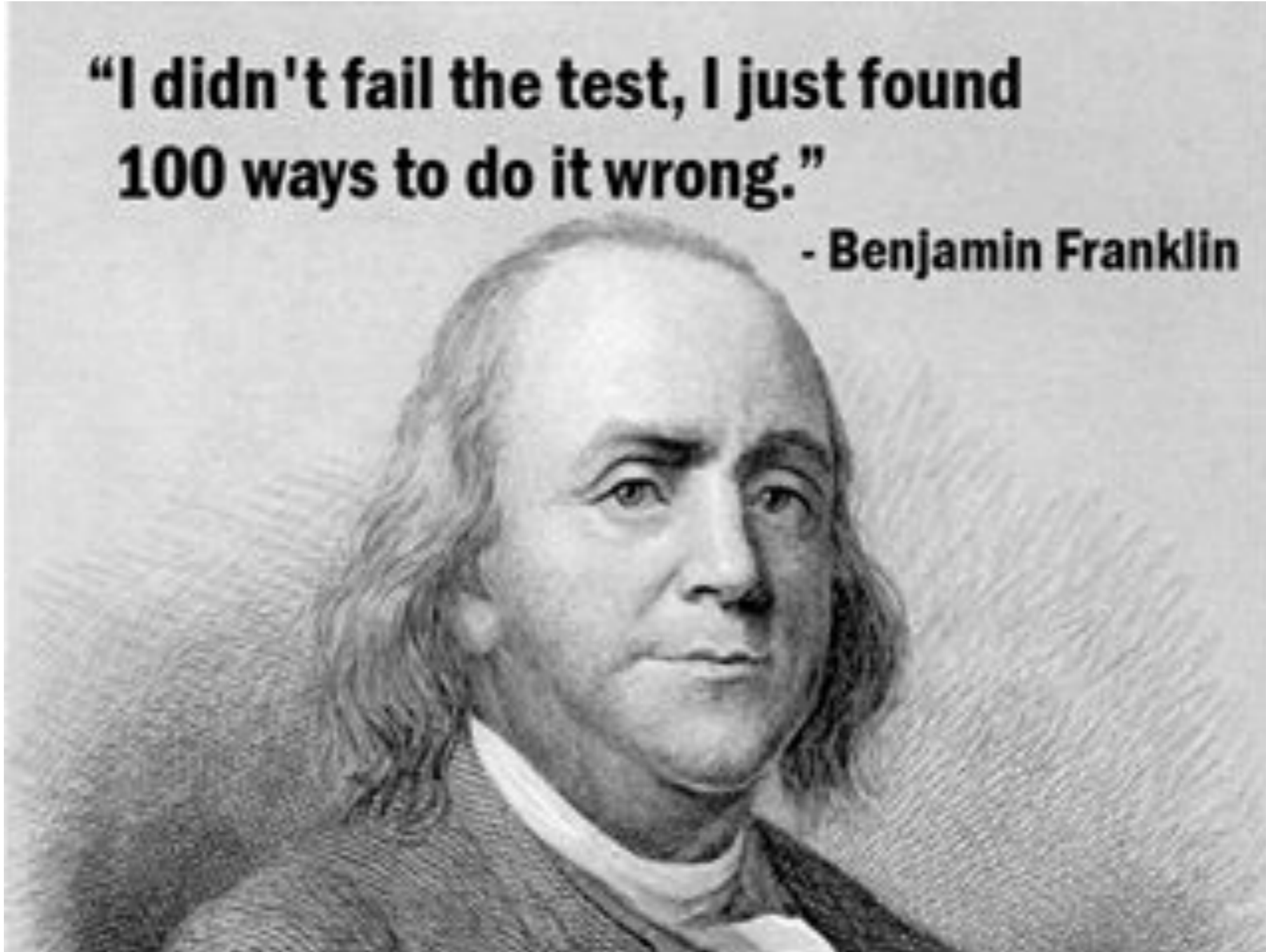
<http://ipad4schools.org/2014/02/04/samr-success-is-not-about-tech>

<http://vickidavis.me/post/75580422415/excellent-write-up-about-the-samr-method-and-ipad>

Growth mindset in presidential speak

**“I didn't fail the test, I just found
100 ways to do it wrong.”**

- Benjamin Franklin



Why iPads?



Adobe Voice Show your story. Make an impact — in minutes.



Why iPads?

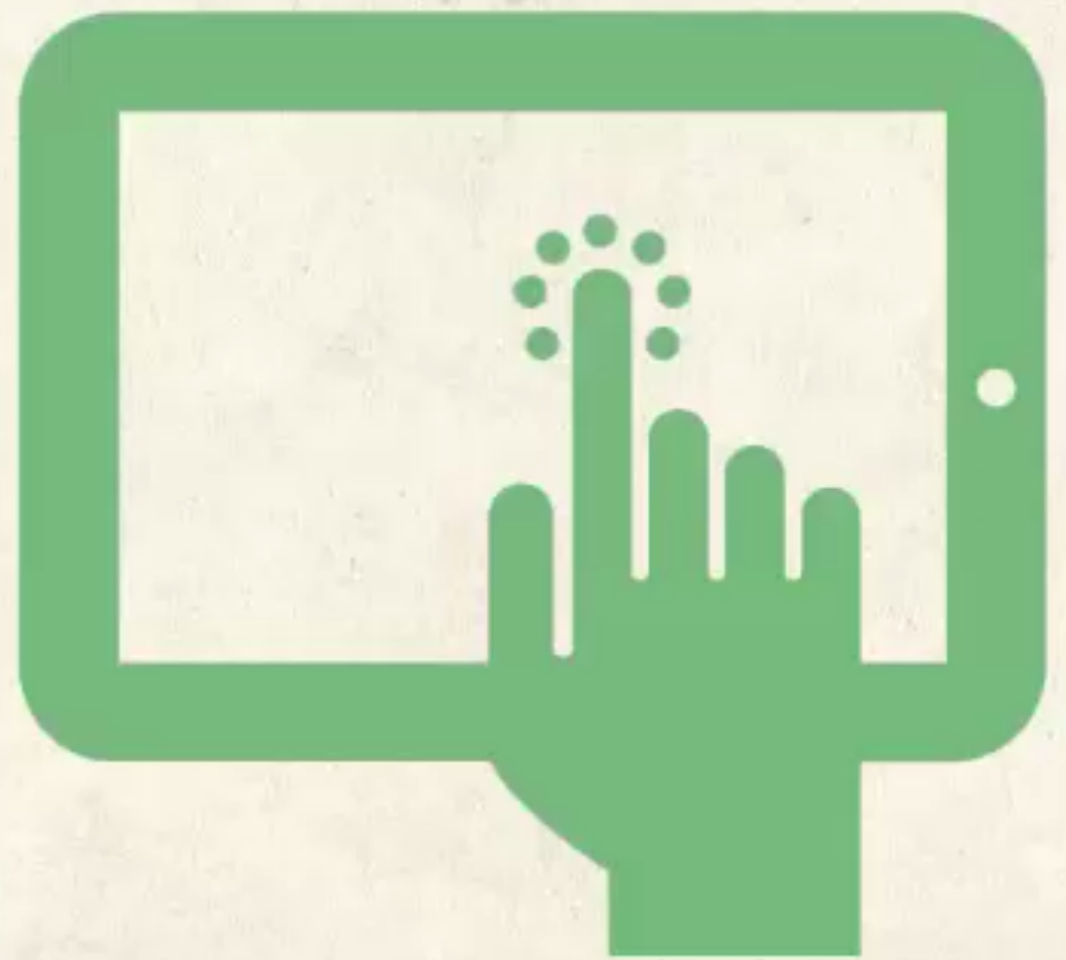
Created by Neil Dix-Pincott

Get Adobe Voice 

Make your own video — in minutes.

<http://voice.adobe.com/videos/I3xGbifdUNe>

Why
iPads?



Why iPads?

Pupil progress

Personalised learning

Independent learning

Meta-cognition

Intrinsic motivation

Customised content

Transformed learning

Consume

Curate

Circulate

Create

Collaborate

Communicate

User experience

Anytime / Anywhere

Improved productivity

Portability and flexibility

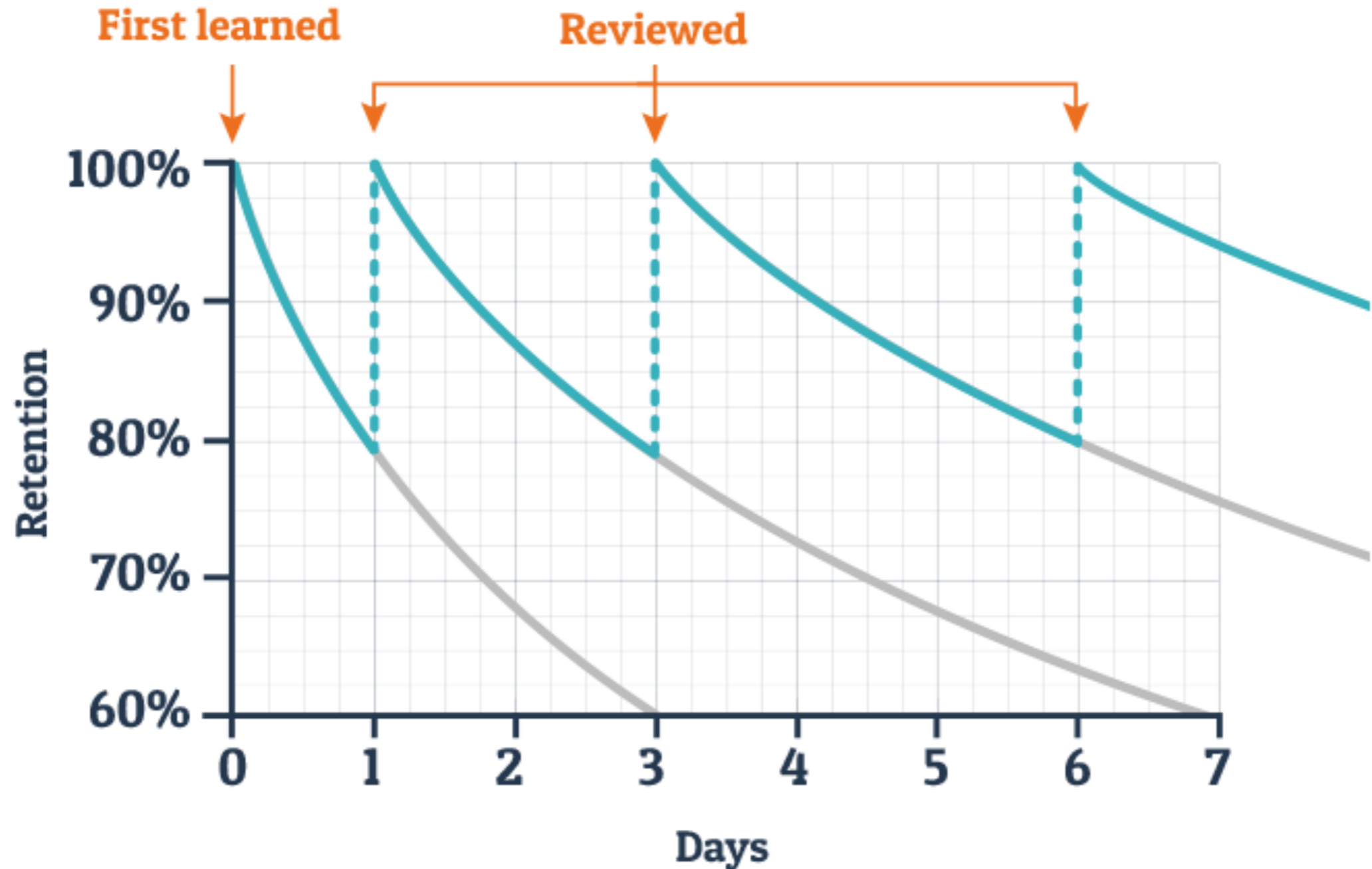
Life skills

Digital literacy

Digital citizenship

Hermann Ebbinghaus' forgetting curve

Typical Forgetting Curve for Newly Learned Information



<http://www.wranx.com/ebbinghaus-and-the-forgetting-curve/>

<http://www.steve-wheeler.co.uk/2014/05/a-steep-learning-curve.html>

The value of frequent low stakes testing in MFL

Testing has a bad reputation. I believe that when people lash out at testing, they refer mainly to high stakes testing. Proponents of these high stake tests will point out that children's progress does need to be measured at regular intervals and that their results can be used to build a better picture of the quality of the education in large areas or countries, whilst opponents often highlight the adverse effect of teaching to the test and its ramifications on children wellbeing.

Low stakes testing is nothing like that. In fact, not only don't I use them to measure progress, but students also love taking them. Why? Because it helps them learn. Watch the video above and listen to the quiet concentration in the room as the children test themselves.



21st century skills



Collaboration Skills
Presentation Skills
Communication Skills
Media Literacy
Technology Skills
Typing Skills

Writing Skills
Networking Skills
Digital Citizenship
Publishing Skills
Global Awareness
Reading Skills
Hyperlinked Writing
Information Literacy
Reflection Skills
Organizational Skills
Commenting Skills
Digital Footprint

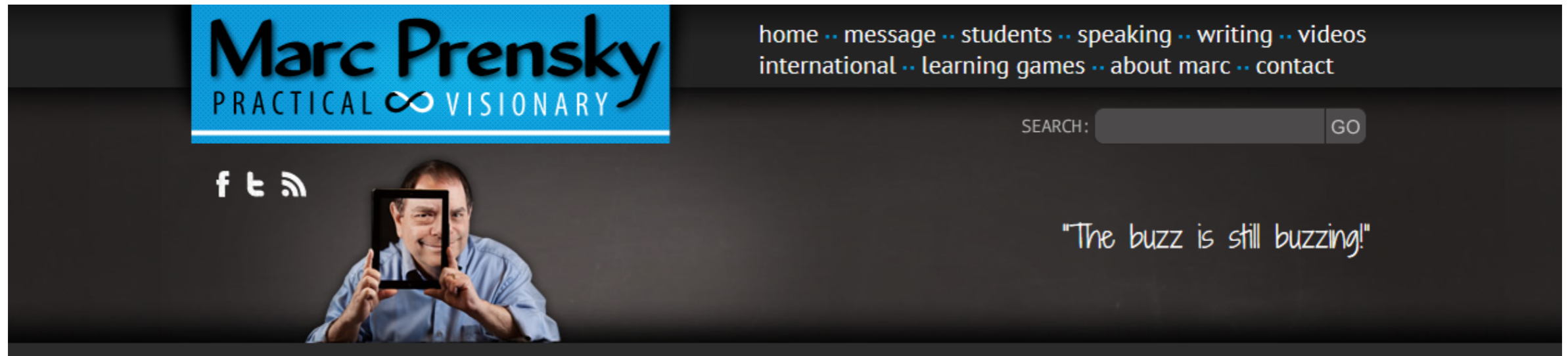
It's Not About the Tools. It's About the Skills

The four C's

- **Collaboration**
- **Communication**
- **Creativity**
- **Critical thinking**



Verbs and Nouns



The header of the Marc Prensky website features a dark background. On the left, there is a blue banner with the text "Marc Prensky" in a large, white, sans-serif font, and "PRACTICAL ∞ VISIONARY" in a smaller font below it. To the right of the banner, a navigation menu lists: "home · message · students · speaking · writing · videos international · learning games · about marc · contact". Below the navigation menu is a search bar with the text "SEARCH:" and a "GO" button. In the center, there is a photograph of Marc Prensky holding a tablet. To the left of the photo are social media icons for Facebook, Twitter, and RSS. On the right side of the header, the quote "The buzz is still buzzing!" is displayed in a white, handwritten-style font.

Verbs and Nouns

"Verbs and Nouns" is a useful concept that Marc offers to help educators better understand the role of technology in education, as well as to help them balance the past and the future in their teaching.



Useful Links

[New Perspectives](#)

[Visionary Thinker](#)

[Practical Educator](#)

[Practical Suggestions](#)

[Partnering Tips](#)

[High Leverage Activities](#)

[Way to Use Technology Powerfully](#)

[Partnering](#)

[Verbs and Nouns](#)

Engage Marc to Speak

Inquire about booking Marc

Marc Prensky

What do you want kids to do with technology?

WHAT DO YOU WANT KIDS TO DO WITH TECHNOLOGY?

WRONG ANSWERS	RIGHT ANSWERS
<ul style="list-style-type: none">• MAKE PREZIS• START BLOGS• CREATE WORDLES• PUBLISH ANIMOTOS• DESIGN FLIPCHARTS• PRODUCE VIDEOS• POST TO EDMODO• USE WHITEBOARD• DEVELOP APPS	<ul style="list-style-type: none">• RAISE AWARENESS• START CONVERSATIONS• FIND ANSWERS (TO THEIR QUESTIONS)• JOIN PARTNERS• CHANGE MINDS• MAKE A DIFFERENCE• TAKE ACTION• DRIVE CHANGE

TECHNOLOGY IS A TOOL, NOT A LEARNING OUTCOME.

Bring Your Own Device (BYOD) spreadsheet

BYOD ☆

File Edit View Insert Format Data Tools Add-ons Help Last edit was 14 days ago

Comments Share

Joe Dale

fx

	A	B	C	D	E	F	G	H	I
1		iOS app	Android app	Windows app	Web tool				
2	Moviemaking	iMovie	Andromedia Video Editor	ArcSoft ShowBiz	WeVideo				
3			Magisto Video Editor and Maker	Cinelab	YouTube Editor				
4			Vidtrim	Movie Edit Touch					
5	Animation	Lego Movie Maker		Flip Boom Lite	Domo Animate				
6		Animate It		Animatelt	Jellycam				
7		I can animate		StopFrameStudio					
8	Slideshow	Animoto	Animoto	Clip Collage Movie Maker	Animoto				
9		30Hands	VoxPixl	Kids Story Builder	PhotoPeach				
10		VoxPixl	Audio Photos Free		Fotobabble				
11		Blurb Mobile	Tell Me Stories	Life Moments	Blurb				
12		Adobe Voice			Utellstory				
13	Photos	PicCollage	PicCollage	PicSay					
14		Thinglink	Thinglink	Cool Collage	Thinglink				
15	Writing	Skitch	Skitch	Skitch Touch					
16	Publishing audio	iPadio	iPadio		iPadio				
17		Soundcloud	Soundcloud		Soundcloud				
18	Recording audio	Voice Record Pro	Pure audio recorder	Microphone Pro	Vocaroo				
19		Croak.it	Croak.it	Voice Notes for Skydrive					
20			Sound Recorder						
21	Note taking	Google Drive	Google Drive	Google Drive					
22		Notability	Simple Note	Draw notes					
23		Evernote	Evernote	Evernote Touch	Evernote				
24			NoteLedge - Note & Multimedia	Collabor8r					
25		One Note		OneNote					
26	Ebook	Book Creator	Book Creator	Createbook	Mystorybook				
27		Creative Book Builder	Creative Book Builder	eJournal					
28	Formative assessment	Socrative	Socrative	Socrative	Socrative				
29		Google Form	Google Form	Google Form	Google Form				

<https://docs.google.com/spreadsheets/d/1Szf4ypbE4vOcM8VQ4WHMzxV5ulavDPjH55QjOTrE-6w/edit#gid=0>

Brew your own personalised PD

#ISTE2014

“Don't wait for someone to create PD for you. Create the PD you deserve.”

— Jennie Magiera

Why Twitter is a great tool for teachers

Aiming for Excellence:
Why Twitter is a great tool for teachers.

Anonymous 15d
From my own research into the #MFLtwitterati

Anonymous 15d
Twitter provides inspiration
From the #MFLtwitterati, language practise in my favourite languages, connects me to great ideas and helps my imagination

Anonymous 15d
Twitter helps keep me going. I love the ideas shared by the #mfltwitterati as well as general education chat shared on other hashtags (#langchat #edchat). I scroll through my feed being inspired and uplifted by the thoughts and ideas shared and I am always left feeling motivated, which gives me a boost especially on really tough days.

Anonymous 15d
Twitter has given me the opportunity to be in contact with and learn from with peer academics all over the world. These are contacts I wouldn't have the opportunity to learn from in the F2F world.

Anonymous 15d
HSh
Twitter is fantastic for immediate and regular CPD. It offers opportunities for discussion, debate and sharing of ideas and resources. It brings the educational community together and makes it so much more accessible. I have been teaching for 10 years and I love the fact that Twitter allows me to discover new ideas and share good practice so easily

Anonymous 15d
SB
It adds so much to my job- I love the ideas, links to research and constant debate. It makes you challenge yourself in your teaching and reflect more. When I need energising, Twitter is the obvious place to turn!

Anonymous 15d
1 comment
Enjoy your conference - from @MobilePedagogy

Anonymous 15d
Why twitter is a great tool
I am in my NQT year and have found that following both MFL specialists as well as specialists in other

Anonymous 15d
Twitter for teachers by Jan McCann. @biscuitsmccann
It's made me start reading educational books again, got me using new ideas every day, I've laughed and cried at people's tweets, sorted out dept CPD, met some wonderful people..... best CPD ever

Anonymous 15d
Using Twitter for CPD

Anonymous 15d
Twitter as CPD
Using twitter has given me

<https://padlet.com/ejwlanguagesolutions/aimingforexcellence>

https://twitter.com/mllewood_mfl/status/989074233073553408?s=21

Sticks in a bundle are unbreakable Kenyan proverb



“In the end, technology can amplify great teaching, but great technology cannot replace poor teaching.” OECD report 2015

Pedagogy is the driver, technology is the accelerator



**Pedagogy
is the
driver,
technology
is the
accelerator**

**Mobile Pedagogy for language teachers – practical,
creative 21st century learning experiences using
mobile technologies
InterEducation - 5th-7th September 2018**



@joedale

joedale@talk21.com

Mobile Pedagogy for language teachers
Flipping the languages classroom
InterEducation - 5th-7th September 2018



@joedale

joedale@talk21.com

Flipped learning at Hockerill Anglo-European College

Rajakumar Sensei's Japanese Page


Home About GCSE Songs IB/A Level Links Primary

"Flipped Learning"

Published 2 years ago by admin

Here is what the students at Hockerill think of the 'Flipped Learning' approach in Japanese. To find out more about Flipped Learning at Hockerill, please look at the small research project and rationale, and the powerpoint from the Japan Foundation presentation:

Flipped Learning Student Viewpoint



[Flipped Learning Case study Year 8 Hiragana April 2017](#)

[Flipped Learning Dartford Grammar School Conference](#)



<http://japanese4schools.co.uk/2014/10/29/introduction-to-flipped-learning-for-gcse-japanese-japan-foundation-29-oct-2014/>

<http://japanese4schools.co.uk/wp-content/uploads/Flipped-Learning-Case-study-Year-8-Hiragana-April-2017.pdf>

Flipped learning at Hockerill Anglo-European College



Flipped learning at Hockerill Anglo-European College

down, below

か

下

Flipped learning at Hockerill Anglo-European College

These are the results over six years for the Hiragana test:

Year	No. of Students	Date of Exam	Average score	Teaching Method	%A/A* GCSE
2011-2012	25	3 October	48%	Conventional	40% (2015)
2012-2013	16	15 October	76%	Conventional	43.8%(2016)
2013-2014	19	2 October	82%	Video Tutorials	Forecast 56-80% (2017)
2014-2015	9	8 October	78%	Video Tutorials	
2015-2016	15	8 October	87%	Video Tutorials	
2016-2017	19	1 November	87%	Video Tutorials	

These are the results over six years for the Katakana test:

Year	No. of Students	Date of Exam	Average score	Teaching Method	%A/A* GCSE
2011-2012	25	20 February	67%	Conventional	40%(2015)
2012-2013	16	14 January	65%	Conventional	43.8%(2016)
2013-2014	19	30 January	78%	Video Tutorials	Forecast 56-80% (2017)
2014-2015	9	9 December	79%	Video Tutorials	
2015-2016	15	8 December	86%	Video Tutorials	
2016-2017	19	6 December	85%	Video Tutorials	

Mobile Pedagogy for language teachers
Flipping the languages classroom
InterEducation - 5th-7th September 2018



@joedale

joedale@talk21.com

**Harnessing the power of the #mfltwitterati and curating
digital resources for professional development
and future planning
InterEducation - 5th-7th September 2018**



@joedale
joedale@talk21.com

Guardian Teacher Network

The language of Twitter: the rise of MFL teachers online

Since spotting Twitter's power for connecting subject specialists, **Joe Dale** has been an ambassador of social networking. Here, he describes Twitter's impact on the MFL teaching community



Twitter is a great way of bringing language teachers together to share ideas, says Joe Dale. Photograph: Alamy

Ever since I was first inspired by the power of technology for enhancing language learning, I've been passionate about connecting with similar enthusiastic educators. Starting my blog [Integrating ICT into the MFL classroom](#) in 2006 and posting about my own and others' adventures in and out of the classroom with web 2.0 tools proved to be a great way of drawing people in, building a community and sharing ideas. [The Isle of Wight Conferences](#) I organised from 2006 to 2008 focused on innovative

Share 26
 Tweet 97
 +1 0
 Share 5
 Email

Posted by
Joe Dale
Thursday 7 February
2013 07.00 GMT
Guardian Professional
 Jump to comments (1)



Article history

Teacher Network

Technology

Twitter

Education

Languages · Schools

Media

Social media

More from Teacher's
blog on

Education

Languages · Schools

7 Feb 2013

Valentines Day Handwriting Packet

Handwriting Packet (I have written permission from Startwrite, Inc. to post this packet)

From Guardian Teacher Network Resources

7 Feb 2013

Mother's Day "I love my Mum Because..." Full Page Border...

We love page borders! Themed to suit your needs they're great for encouraging and inspiring your children during independent writing activities. Which activity is up to you. As they're so very...

From Guardian Teacher Network Resources

7 Feb 2013

Chinese New Year booklist

A selection of books centred around the Year of the Snake and designed to inspire children's imagination.

From Guardian Teacher Network Resources

7 Feb 2013

Houses and Homes Full Page Borders (Landscape)

We love page borders! Themed to suit your needs they're great for encouraging and inspiring your children during independent writing activities. Which activity is up to you. As they're so very...

From Guardian Teacher Network Resources

7 Feb 2013

Harvest Full Page Borders (Landscape)

We love page borders! Themed to suit your needs they're great for encouraging and inspiring your children during independent writing activities. Which

OU research on the MFLTwitterati



Search this recording

Contents	
Fernando Rosell-Aguilar – Open University	
Twitter as a community of practice tool for language...	0:00
Overview	0:45
Twitter	1:26
"Historic" twitter moments	2:06
Most followers on Twitter	3:29
Educators on Twitter	4:02
Twitter has changed...	5:30
The Language of Twitter	7:46
Twitter for language learning	8:57
Twitter for language teachers	9:42

Twitter as a community of practice tool for language teachers

LLAS eLearning Symposium
23rd January 2015

Fernando Rosell-Aguilar

 @FRosellAguilar

Lecturer in Spanish / Open Media Fellow
Department of Languages, The Open University



0:35 -32:04 Slides Screen Hide



<https://coursecast.soton.ac.uk/Panopto/Pages/Viewer.aspx?id=92f6e090-87c5-40a8-a786-04010bebca36>

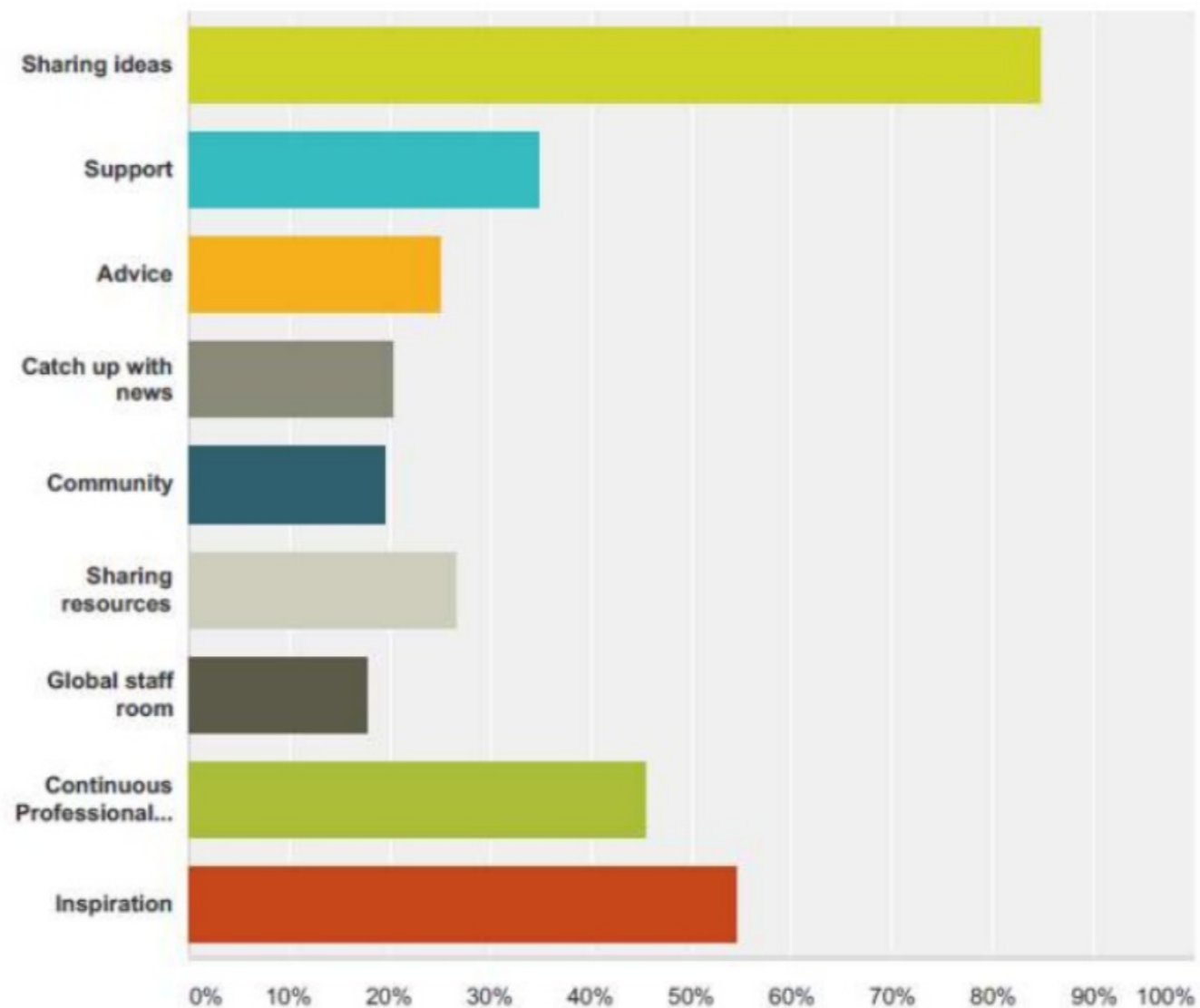
<http://www.slideshare.net/Enrumbo/mfl-twitterati>

OU research on the MFLTwitterati

Opinion

Q14 Below are some ways users have described the #MFLTwitterati before. Please tick the 3 that you most agree with.

Answered: 112 Skipped: 2



<https://coursecast.soton.ac.uk/Panopto/Pages/Viewer.aspx?id=92f6e090-87c5-40a8-a786-04010bebca36>

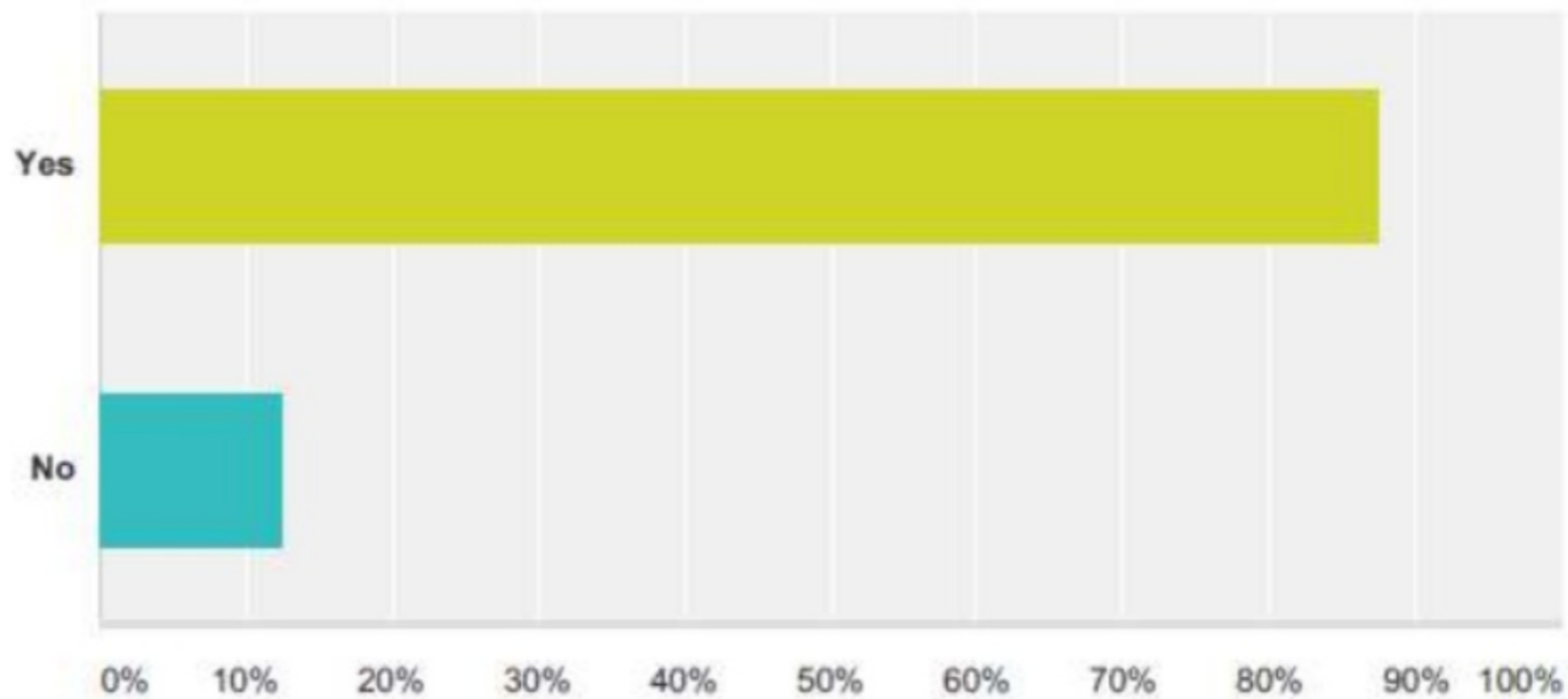
<http://www.slideshare.net/Enrumbo/mfl-twitterati>

OU research on the MFLTtwitterati

Opinion

Q15 Do you think your teaching has improved in any way because of the #mflttwitterati?

Answered: 112 Skipped: 2



<https://coursecast.soton.ac.uk/Panopto/Pages/Viewer.aspx?id=92f6e090-87c5-40a8-a786-04010bebca36>

<http://www.slideshare.net/Enrumbo/mfl-twitterati>

OU research on the MFLTtwitterati

How has your teaching improved?

- "I get lots of teaching ideas and resources"
- "Inspires me to try new things"
- "Given me confidence to use my own resources more and to believe in myself"
- "It has allowed me to be more creative and take risks"
- "Feeling more supported and valued"
- "My lessons are planned with a wider variety of activities and the activities are less repetitive"
- "Has made me think outside the box and try new things using resources ideas and tools I have learnt about via #mfltwitterati"



<https://coursecast.soton.ac.uk/Panopto/Pages/Viewer.aspx?id=92f6e090-87c5-40a8-a786-04010bebca36>

<http://www.slideshare.net/Enrumbo/mfl-twitterati>

OU research on the MFLTwitterati



Twitter: a Professional Development and Community of Practice Tool for Teachers

Rosell-Aguilar, Fernando (2018). Twitter: a Professional Development and Community of Practice Tool for Teachers. *Journal of Interactive Media in Education* (In Press).

Full text available as:



PDF (Accepted Manuscript) - Requires a PDF viewer such as [GSview](#), [Xpdf](#) or [Adobe Acrobat Reader](#)
[Download \(816kB\)](#) | [Preview](#)

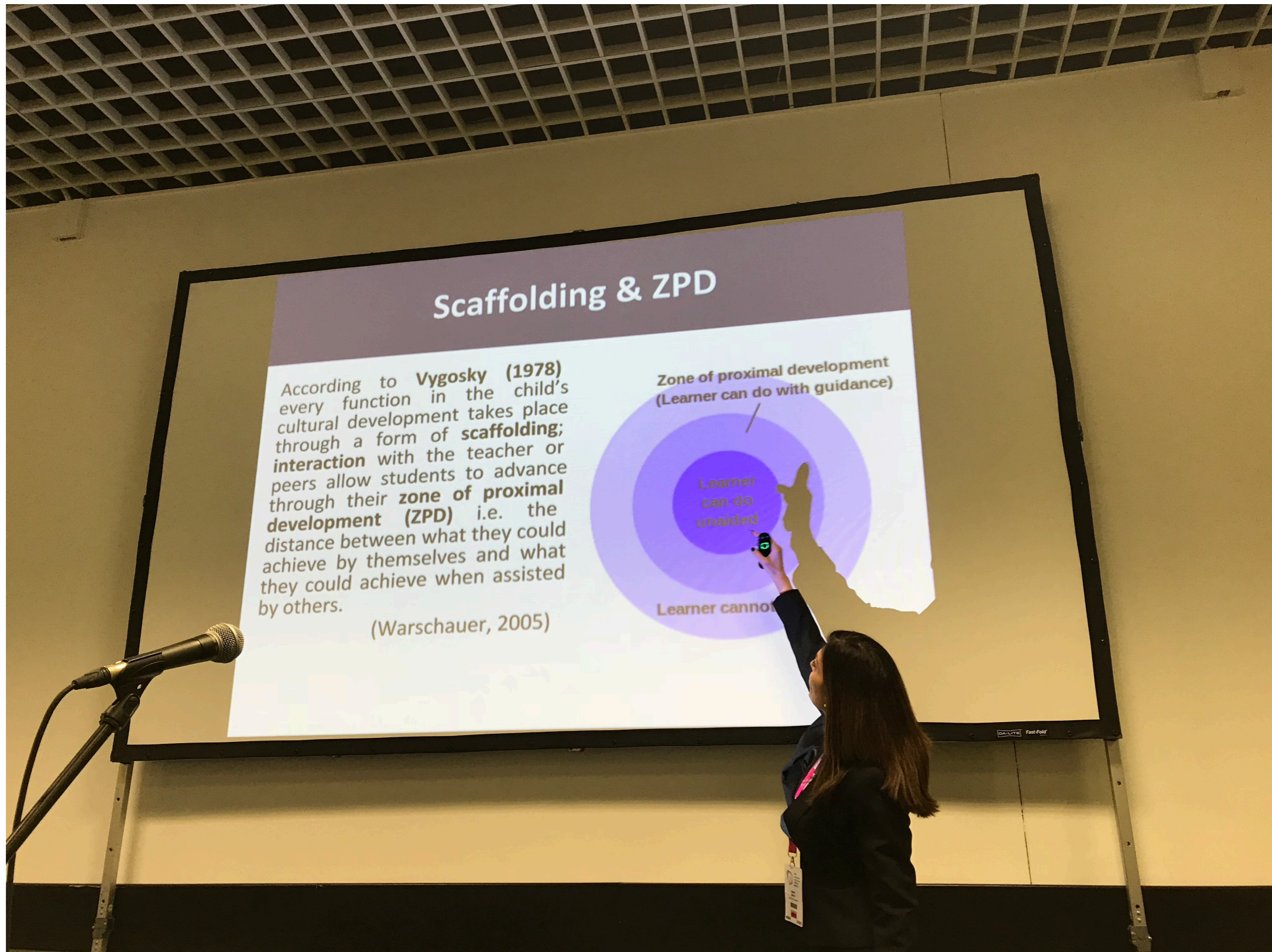
Google Scholar: [Look up in Google Scholar](#)

Abstract

This article shows how a group of language teachers use Twitter as a tool for continuous professional development through the #MFLtwitterati hashtag. Based on data collected through a survey (n=116) and interviews (n=11), it describes how this collective of teachers use the hashtag and evaluates the impact of their Twitter network on their teaching practices. The results show that most users try the suggestions and ideas that they find on this network, which have a positive impact on their teaching. Finally, the article assesses whether the hashtag users can be described as a community of practice.

Item Type:	Journal Item
ISSN:	1365-893X
Keywords:	Social networking; Continuous Professional Development; Twitter; Communities of Practice; teachers

ZPD for CPD



ZPD for CPD

13 Teachers as awakeners: a collaborative approach in language learning and social media

Alessia Plutino¹

Abstract

This paper provides an overview of the successful pedagogical project TwitTIAMO, now in its third year, where micro blogging (Twitter) has been used in Italian language teaching and learning to improve students' communicative language skills, accuracy, fluency and pronunciation outside timetabled lessons. It also explores the background and outcomes of two recent implementations to the project: (1) the implementation of a Twitter Champ, acting as a Knowledgeable Other (Vygotsky, 1978) and the development of her transferable employability skills; and (2) the use of a free speech-to-text tool to develop accuracy in pronunciation and writing. More broadly, the paper offers an overview of social media as a powerful

The MFLTwitterati guide



How to join or follow the MFLTwitterati!

The #MFLtwitterati is a dynamic and supportive community of language teachers, departments, consultants and organisations from the UK and Ireland who like to regularly share updates, links to resources and advice on anything and everything to do with languages and language learning. Anyone can follow the MFLTwitterati by subscribing to my list MFL Twitterers or by following the hashtag #mfltwitterati. Just ask to be put on the list. NB. Only UK or Irish teachers working in the UK or Ireland can be members. <http://www.theguardian.com/profile/joe-dale>

So what is Twitter?

- A social network started in 2006
- Users can send messages of up to 140 characters to their followers using @ and #
- Users can build their own professional learning networks (PLN) of like-minded educators by connecting with each other and sharing ideas and resources

Twitter terminology

- Tweet: a message limited to 140 characters written on Twitter

Facebook Groups for language teachers



Gianfranco Conti

Sunday at 03:35



NEW THREAD

What tips would you give a colleague whose school does not have a CPD budget wanting to pursue professional development for FREE ? What free resources are available online? What FREE professional development experiences truly enhanced your teaching? How? What didn't help at all? How have Twitter, LinkedIn, etc. or any other social media helped you?

 Laura Simons and 10 others

31 comments

- **Global Innovative Language Teachers**
- **Secondary MFL matters**
- **MFL Teachers' Lounge**
- **Languages in Primary Schools (LIPS)**
- **ISMLA**

Global Innovative Language Teachers

Comments

Done



PaulBetty Malone

For me social media networking has been my biggest source of CPD for the last few years. I have been able to connect with great colleagues and ideas through reading blogs and adapting ideas, sharing interesting literature, finding out about what is out there easily. ALL is a must as well and has given me access to webinars that I would not have known about. The most valuable CPD is often subject specific - I find whole school CPD is often not relevant to MFL methodology.

Monday at 10:40 · Like · Reply ·   3



Write a comment...



Post



**Be
a
digital
archeologist!**

Flipboard



+ Flip It

offered by www.flipboard.com

★★★★★ (254)

[Social & Communication](#)

106,651 users

ADDED TO CHROME



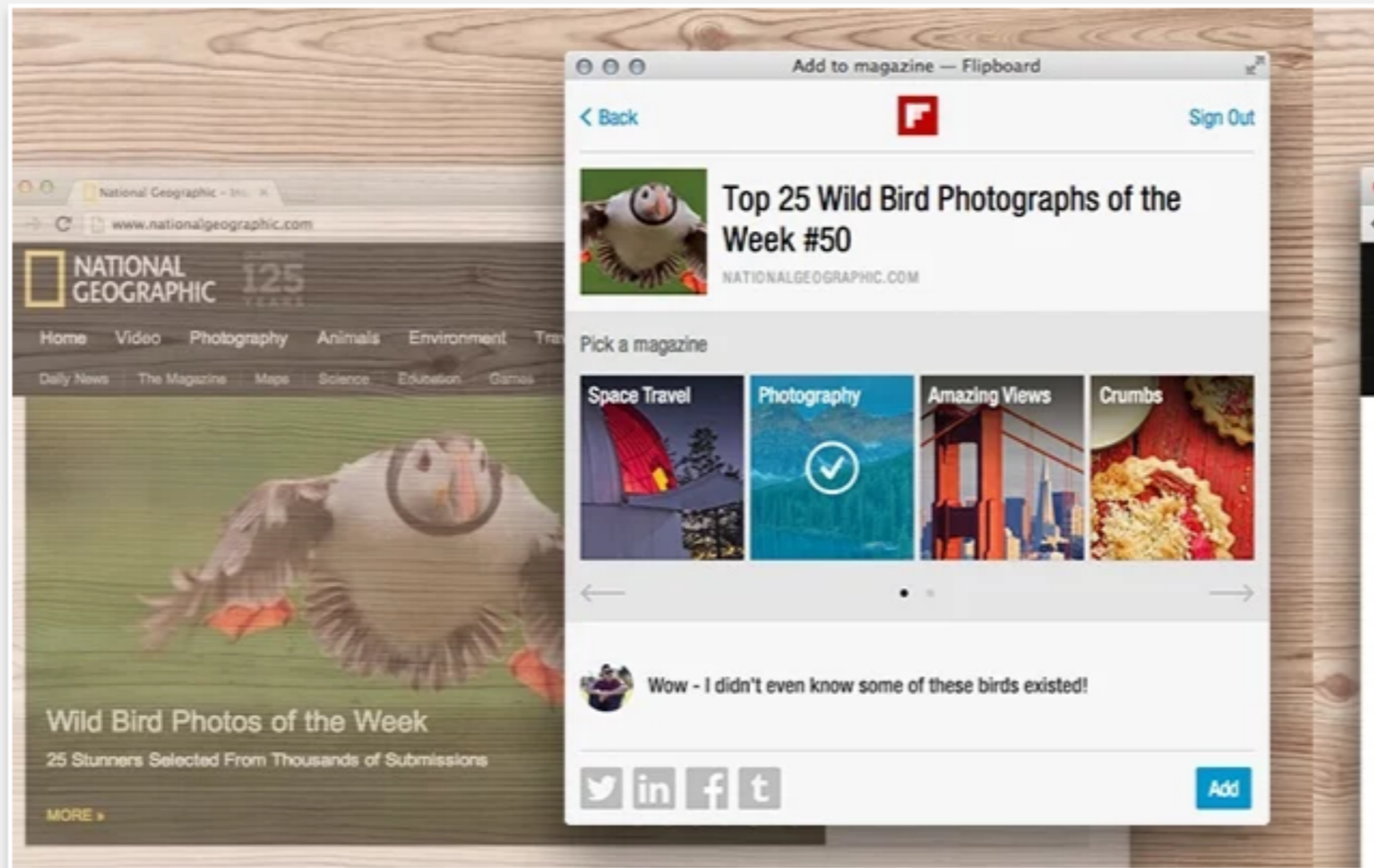
OVERVIEW

REVIEWS

RELATED

G+1

605



Compatible with your device

Save anything you like from the web into your Flipboard.

Save your favorite stories, images and videos from across the web into your own Flipboard magazines. Create magazines on any topic from Mid Century Design to Italian Cooking to Gadgets I Love.

[Website](#)

[Report Abuse](#)

Additional Information

Version: 1.4

Updated: 12 December 2013

Size: 7.64KiB

Language: English

USERS OF THIS EXTENSION HAVE ALSO USED

<https://chrome.google.com/webstore/detail/%2B-flip-it/fbmppankahdodchhioklnbcmohehhjoa>

Flipboard for #ililc7

 joedale



TSC's MFL Pedagogy Review: Implications for Key Stage 2

changing-phase.blogspot.co.uk

The Teaching School Council's Modern Foreign Languages Review, a review of modern foreign languages teaching practice in Key

Add comment ▾

 joedale

TextingStory in the Classroom

April 26, 2017

So last week, I made this tongue in cheek video all about the struggles of dating a teacher using the app TextingStory: I have been thinking about how ...

1 like Add comment ▾

 joedale

ABRAHAM LINCOLN

Make Your Lessons Memorable with the Texting Story App

thetechieteacher.net

This app is so easy to use and very intuitive. You can even upload pictures for each character as well

1 like Add comment ▾

 joedale



Google AutoDraw Eight Ways

markwconnolly.wordpress.com

 joedale




Tips for Using iPads in the Classroom

thetechedvocate.org

In 2010, Steve Jobs announced the release of the iPad. Since this date, iPads have flooded into the workplace, the home, and the classroom. But, do ...

 joedale



EDUCATION

KQED

Amy Rosenstein

What's one way to create a major spark in your classroom? In one word: videoconferencing. Emotional. Transformative. Touching. Passion inducing. ...

Pinterest



Pinterest Save Button

offered by pinterest.com

★★★★★ (5294)

[Productivity](#)

10,000,000+ users



available for Android [Get it »](#)

ADDED TO CHROME



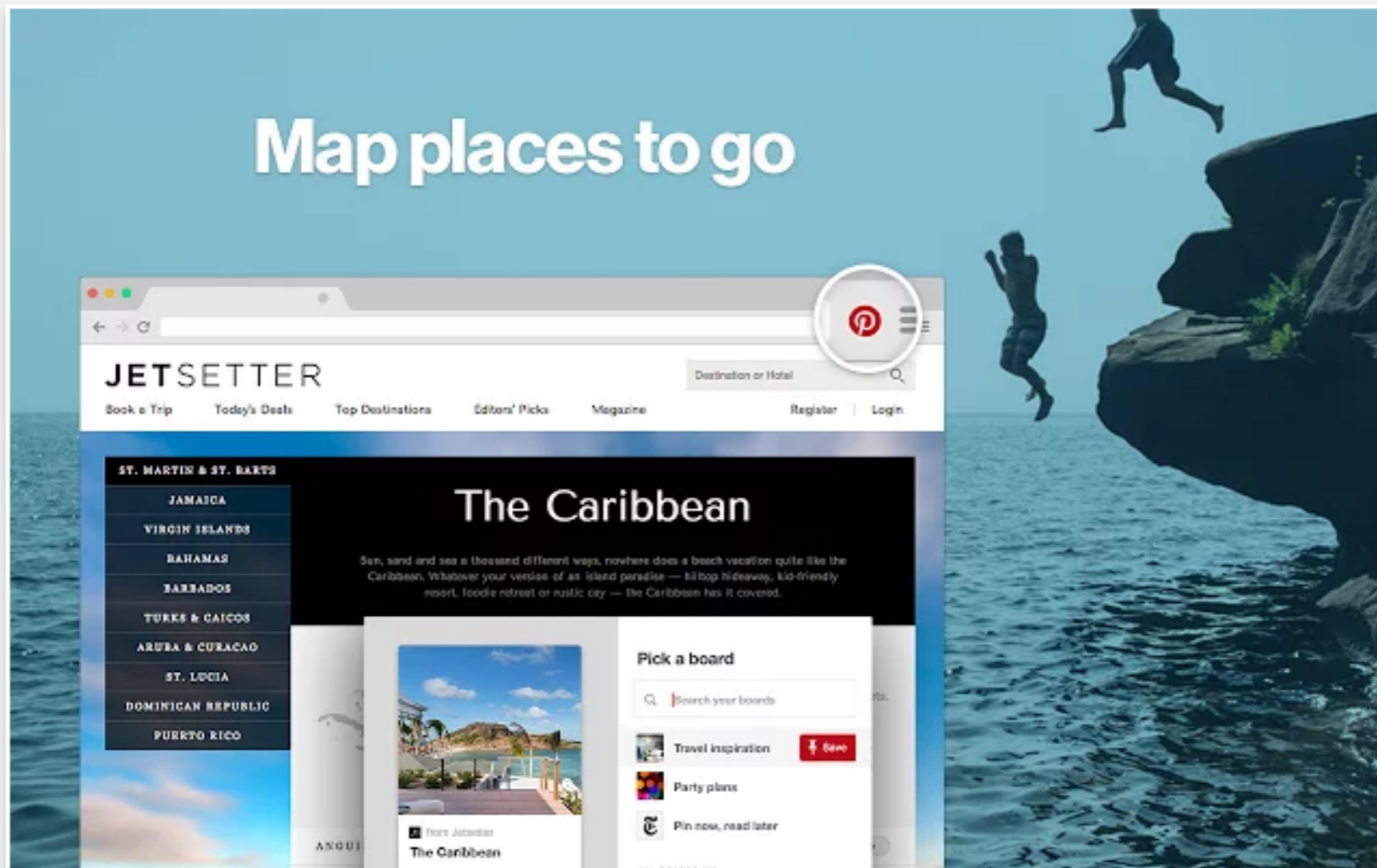
OVERVIEW

REVIEWS

RELATED

G+1

16k



Compatible with your device

Save the things you find on the Web.

Save creative ideas from around the web with the official Pinterest Save button for your browser.

Just click the Pinterest button next time you find something interesting that you want to save for later. Collect recipes from your favorite food blogs, articles you want to read later, ideas for your home, and more!

[Report Abuse](#)

Additional Information

Version: 2.0.8

Updated: 21 April 2017

Size: 220KIB

Languages: [See all 25](#)

Pinterest

SAMR model and appsmashing

456 Pins



- Technology
- iPad
- Classroom
- Screens
- Tech
- Teacher
- Google drive
- App
- Mobile learning
- Presentation
- Di


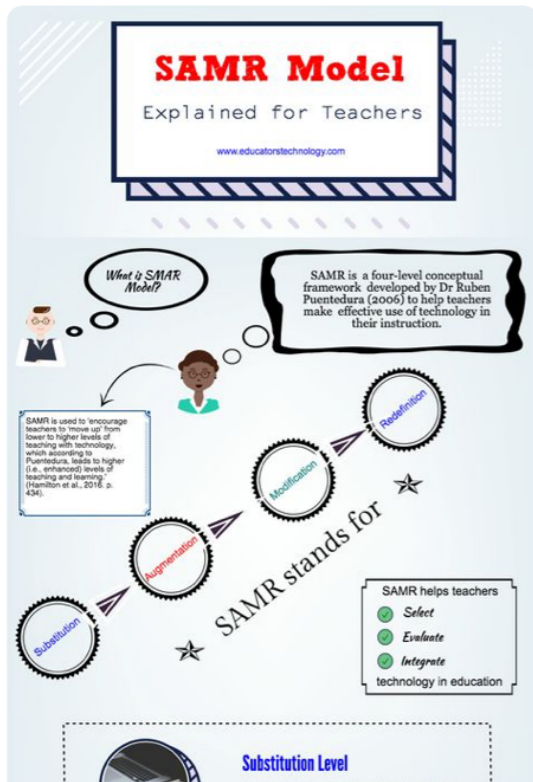


Photo by Intel Free Press via Flickr, CC BY-SA 2.0



Joe Dale
SAMR model and appsm...



App Smash First Entry - Carl Hooker



Joe Dale
SAMR model and appsm...

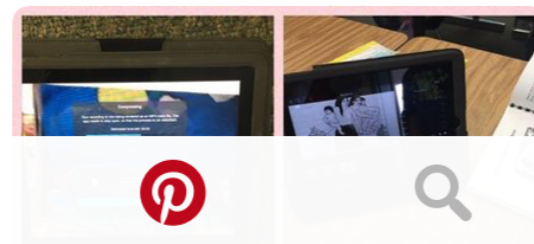


Appsmashing with our Do Ink Animation & Drawing and Green Screen. Some creat...

Pinterest



Joe Dale
SAMR model and appsm...



iPads in MFL Wakelet



Created by You

Notify

Share Embed

iPads in MFL

Edit collection / story

<https://wakelet.com/wake/8f695411-1c0c-4b8f-a0bd-ed29e8c05a05>

Twitter Keyword Search



#mfltwitterati + keyword



Google Keep

Google Keep

Save your thoughts,
wherever you are

Android

iOS

Chrome

Web Version



Capture what's on your mind

Add notes, lists, photos, and audio to Keep.



Google Keep

Google Keep

Take a note...

MFL London TM
Productivity tips

1. #mfltwitterati hashtag
2. Flipboard or Pinterest. Bookmarklets - Chrome extensions / bookmarklets on all devices. Storify.
3. Google Keep - to do lists, reminders, text, images, audio, drawings, works on everything. Google Keep extension (Save to Keep?), Export to Google Docs, collaborate. Google Keep panel in Google Docs. Drag and drop Google Keep notes into Docs
- 4....

Strike - A fun and easy ...
strikeapp.com

MLTAV keynote

Today's Meet - backchannel Q&A in Google Slides - Any question
Mentimeter - brainstorming, gauging opinion, open ended feedback
MFLtwitterati
Hashtags - [wall.io](#)
MFL times
Padlet
Storify
Goformative Autodraw
Triventy

Ackworth app list
Session 2

If you have an iPhone or iPad, download:

i-nigma QR Code
<https://itunes.apple.com/gb/app/i-nigma-qr-code-data-matrix/id388923203?mt=8>

Seesaw
<https://itunes.apple.com/gb/app/seesaw-the-learning-journal/id930565184?mt=8>

If you have an Android tablet: download

i-nigma QR code
https://play.google.com/store/apps/details?id=com.threegvision.products.inigma.Android&hl=en_GB...

eTwinning workshop prep

- <https://flipgrid.com/8d6ab2>
- <https://flipgrid.com/flipgridfever>
- <https://flipgrid.com/savvyeducator>
- <https://flipgrid.com/a84a3c>
- <http://sonsoftechnology.blogspot.com/2017/04/flipgrid-fever-hacking-grid.html?spref=tw>
- <https://flipgrid.com/32700f>
- <https://flipgrid.com/lovepige>
- <http://www.hollyclark.org/2017/05/28/15-ways-to-incorporate-flipgridfever>
- <https://flipgrid.com/appsmashing>
- <https://flipgrid.com/7a74be>
- ...

Savvy Educator
flipgrid.com

Flipgrid Fever
spark.adobe.com

Flipgrid Fever! Hacking ...
sonsoftechnology.blogspot...

+ 7 MORE

Geography apps

Google Earth
<https://appsto.re/gb/rffGrI>

Google Street View
<https://appsto.re/gb/qxf6lI>

Photo Mapo
https://appsto.re/gb/_StFi

Map Crunch
<http://www.mapcrunch.com>

GeoGuessr
<https://appsto.re/gb/rg9K-i>
<https://geoquest.com...>

Google Earth
itunes.apple.com

Photo Mapo - Add a ma...
itunes.apple.com

Pixabay - Free Images
itunes.apple.com

+ 7 MORE

Playing around with Google Keep's new drawing tool for iOS!

Playing around with Google Keep's new drawing tool for iOS!

Mojocon

Day 1
<https://www.youtube.com/watch?v=8nWKkCs-RGk&t=27008s&index=57&list=WL>

Day 2
<https://m.youtube.com/watch?v=ltZsDO29YIQ>

<http://training.npr.org/blog/how-to-hook-your-podcast-audience/>

Mojo podcasting
https://docs.google.com/presentation/d/1BonNuJAqg9K0UpXWuxAX-jd5NHBDLqldm1BvfROCS08/mo bilepresent?slide=id.g1de992d71f_0_2

Savvy Educator
flipgrid.com

Flipgrid Fever! Hacking ...
sonsoftechnology.blogspot...

FlipGrid Fever
flipgrid.com

+ 7 MORE

eTwinning workshop prep

- 90 second Apple clips video to upload to Flipgrid
- Oh, @JoeMarquez70 Love the idea of asynchronous...
- <https://flipgrid.com/8d6ab2>
- <https://flipgrid.com/flipgridfever>
- Watch AppShareLbe and make notes about Paul Tullock's preso
- <https://flipgrid.com/savvyeducator>
- <https://flipgrid.com/a84a3c>
- <http://sonsoftechnology.blogspot.com/2017/04/flipgrid-fever-hacking-grid.html?spref=tw>
- <https://flipgrid.com/32700f>
- <https://flipgrid.com/lovepige>
- ...

Savvy Educator
flipgrid.com

Flipgrid Fever! Hacking ...
sonsoftechnology.blogspot...

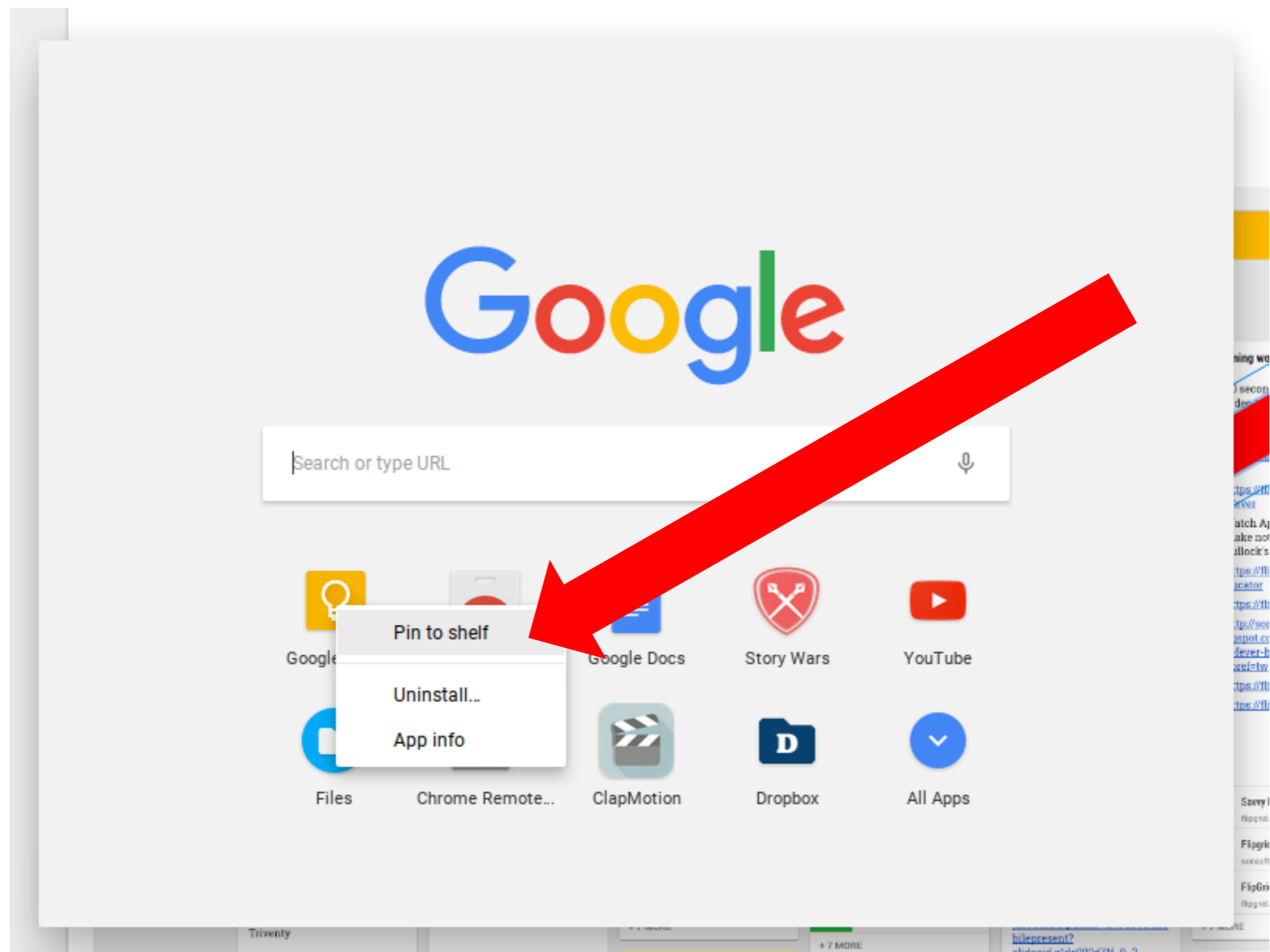
FlipGrid Fever
flipgrid.com

+ 7 MORE

Yesterday, 9:54 AM

3 11:16

Google Keep



Google Keep quick wins!

Google Keep quick wins!



- To do lists
- Reminders
- Add text, images, drawings, audio,
- Colour-coding and collaboration
- Works on all devices and all synced together
- Export to Google Docs
- Drag and drop notes into Docs from a side panel
- + List item

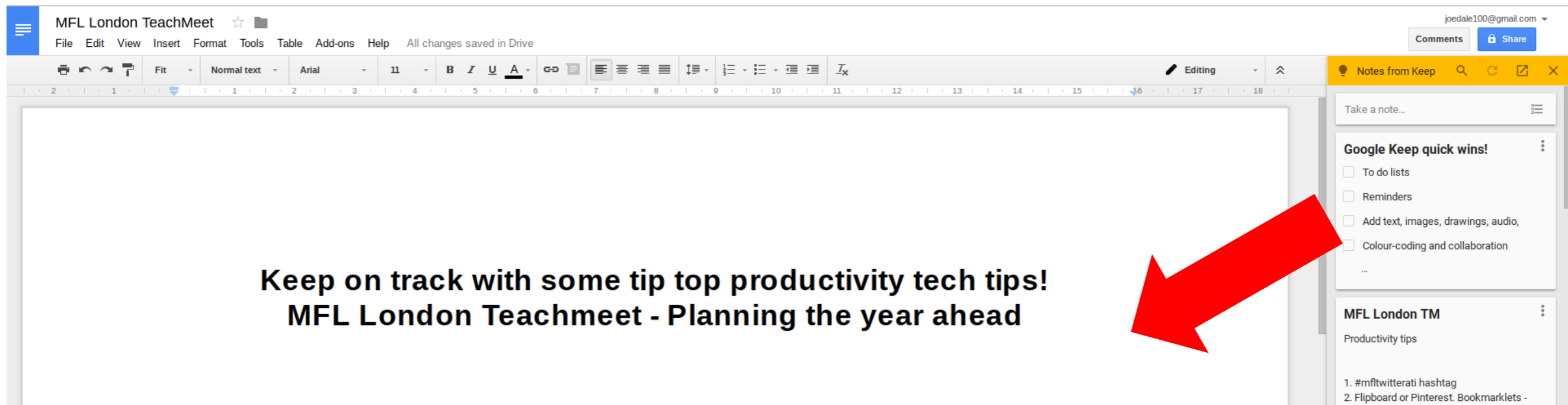
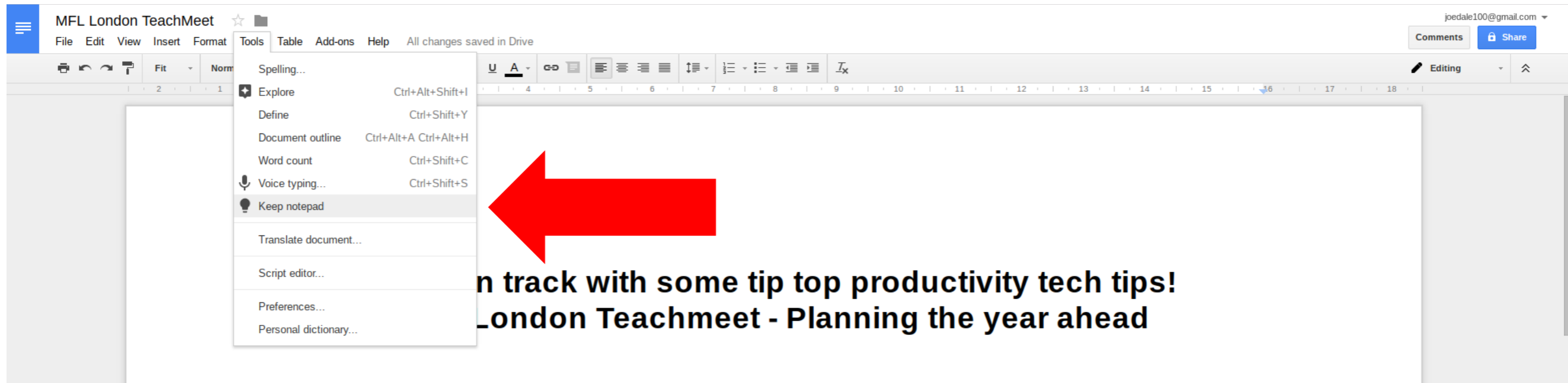
Edited 11:25 AM



DONE

[2017/05/28/15-ways-to-](#)

Keep notepad with drag and drop integration!



Keep notepad with drag and drop integration!

Keep on track with some tip top productivity tech tips!
MFL London Teachmeet - Planning the year ahead

Google Keep quick wins!

- To do lists
- Reminders
- Add text, images, drawings, audio,
- Colour-coding and collaboration
- Works on all devices and all synced together
- Export to Google Docs
- Drag and drop notes into Docs from a side panel

Notes from Keep

Take a note...


Google Keep quick wins!

- To do lists
- Reminders
- Add text, images, drawings, audio,
- Colour-coding and collaboration
- ...

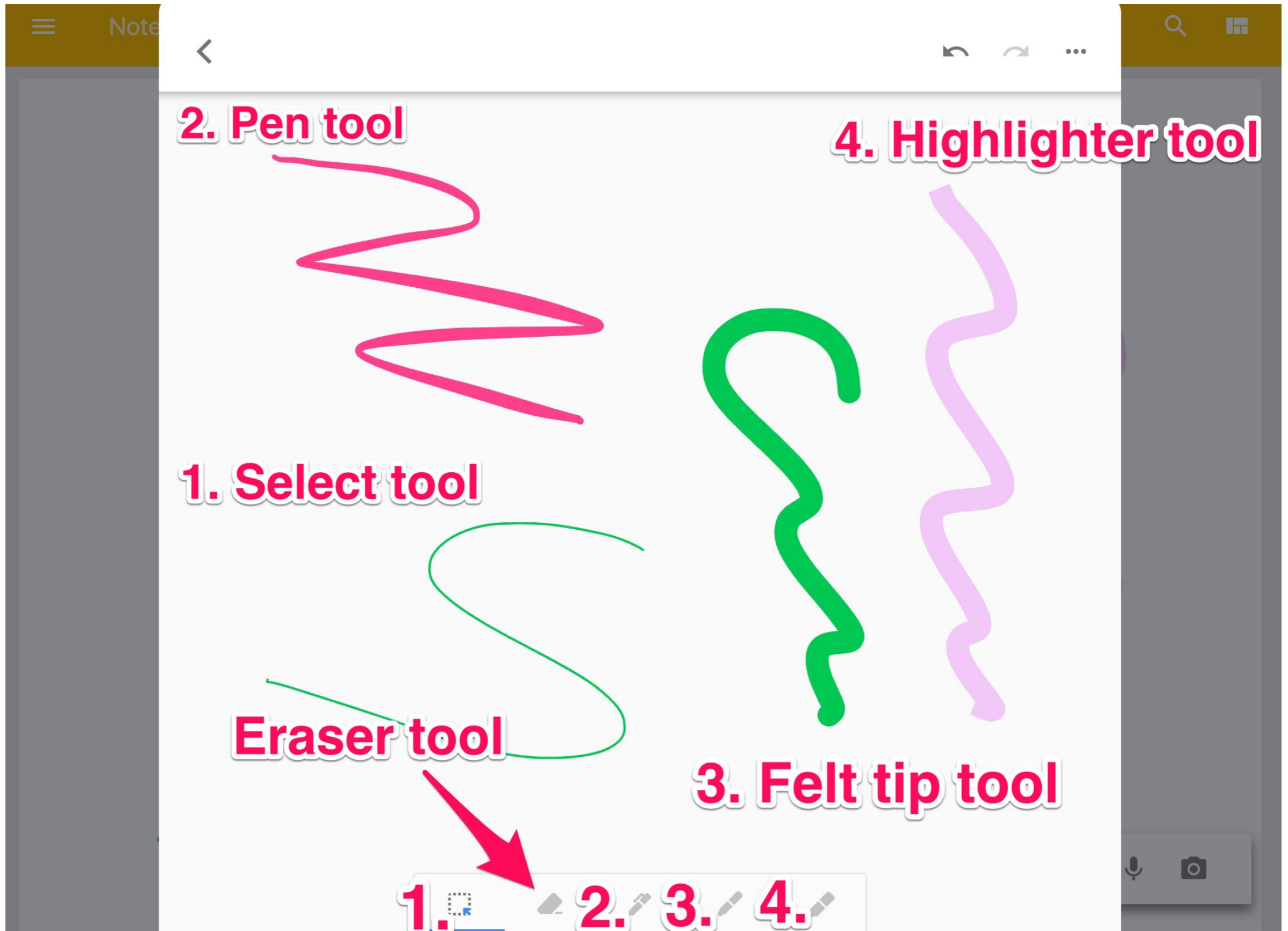
MFL London TM

Productivity tips

1. #mfltwitterati hashtag
2. Flipboard or Pinterest. Bookmarklets - Chrome extensions / bookmarklets on all devices. Storify.
3. Google Keep - to do lists, reminders, text, images, audio, drawings, works on everything. Google Keep extension (Save to Keep?), Export to Google Docs, collaborate. Google Keep panel in Google Docs. Drag and drop Google Keep notes into Docs
- 4...



Drawing in Google Keep!

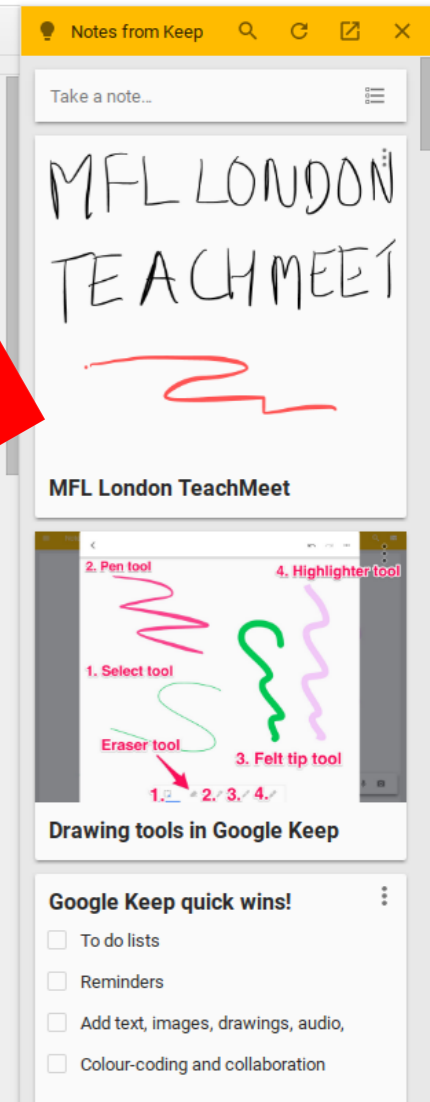


Keep notepad with drag and drop integration!

**Keep on track with some tip top productivity tech tips!
MFL London Teachmeet - Planning the year ahead**

Google Keep quick wins!

- To do lists
- Reminders
- Add text, images, drawings, audio,
- Colour-coding and collaboration
- Works on all devices and all synced together
- Export to Google Docs
- Drag and drop notes into Docs from a side panel



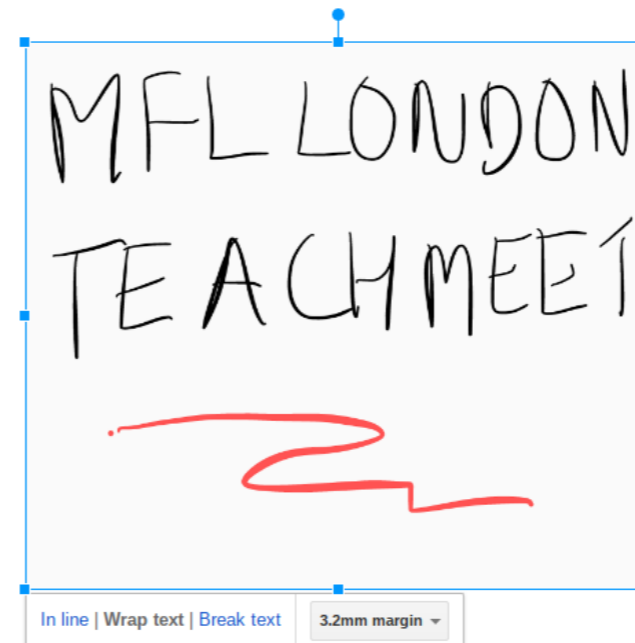
The screenshot shows the Google Keep interface on the right side of a Google Docs window. At the top, it says "Notes from Keep" with search, refresh, and close icons. Below that is a "Take a note..." input field. The main note contains the handwritten text "MFL LONDON TEACHMEET" in black ink, followed by a red squiggly line. Below the note is the title "MFL London TeachMeet". Underneath is a thumbnail for a drawing tool tutorial titled "Drawing tools in Google Keep". The thumbnail shows four tools: 1. Select tool (green), 2. Pen tool (pink), 3. Felt tip tool (purple), and 4. Highlighter tool (green). Below the thumbnail is another section titled "Google Keep quick wins!" with a list of features: To do lists, Reminders, Add text, images, drawings, audio, and Colour-coding and collaboration. A large red arrow points from the bottom right of the Keep interface towards the text in the Google Docs window.

Keep notepad with drag and drop integration!

Keep on track with some tip top productivity tech tips! MFL London Teachmeet - Planning the year ahead

Google Keep quick wins!

- To do lists
- Reminders
- Add text, images, drawings, audio,
- Colour-coding and collaboration
- Works on all devices and all synced together
-
- MFL London TeachMeet
- Export to Google Docs
- Drag and drop notes into Docs from a side panel



Autodraw




AutoDraw

Fast drawing for everyone.


[Start Drawing](#)

[Fast How-To*](#)

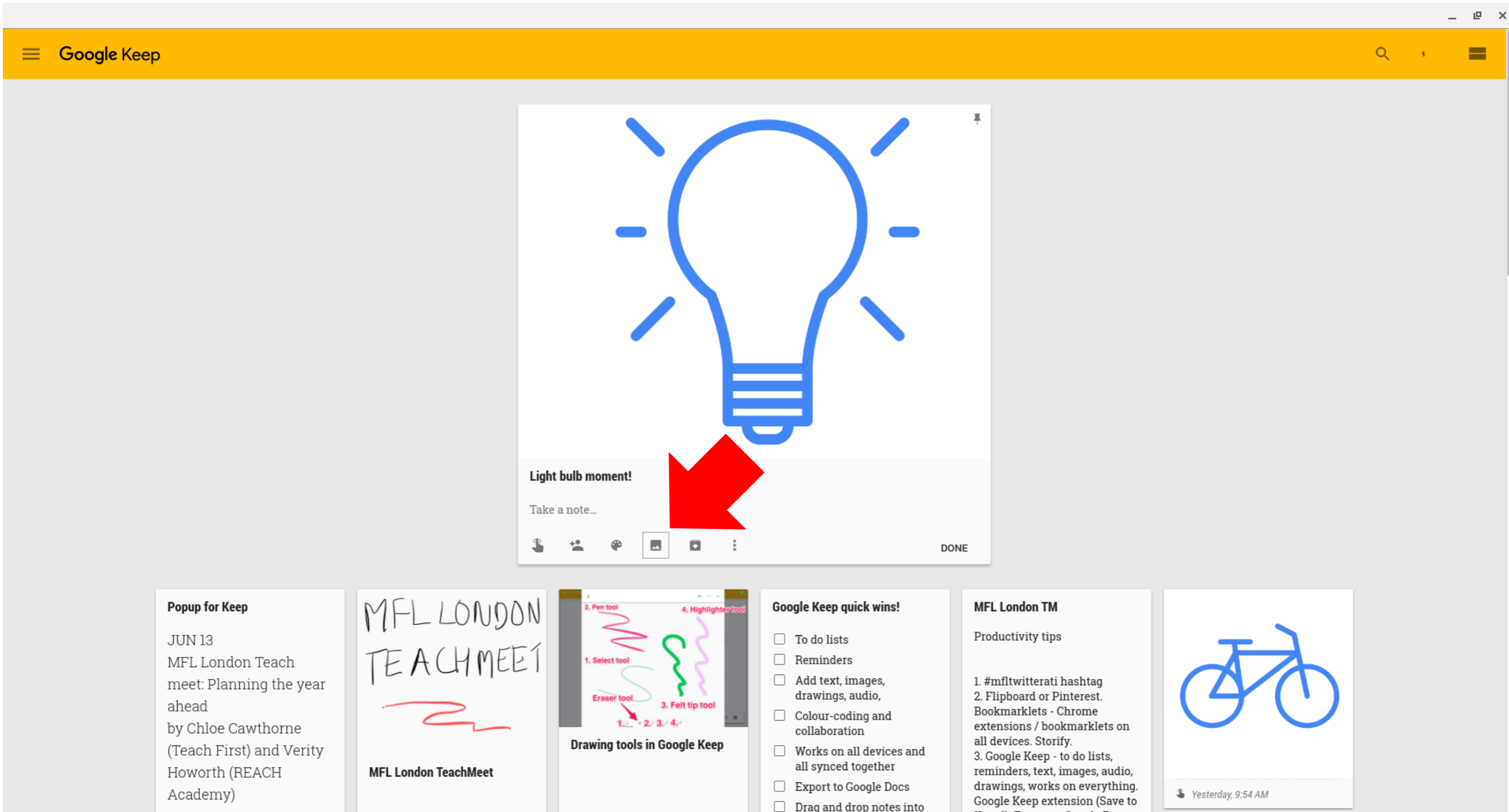
Autodraw



Autodraw



Autodraw



The screenshot shows the Google Keep interface. At the top, there is a yellow header with the Google Keep logo and search icons. The main content area displays a drawing of a lightbulb. Below the drawing, there is a text input field with the placeholder text "Take a note..." and a "DONE" button. A red arrow points to the drawing tool icon in the bottom toolbar. Below the main drawing area, there are several smaller cards or notes:

- Popup for Keep**
JUN 13
MFL London Teach meet: Planning the year ahead
by Chloe Cawthorne (Teach First) and Verity Howorth (REACH Academy)
- MFL LONDON TEACHMEET**
MFL London TeachMeet
- Drawing tools in Google Keep**
A diagram showing four drawing tools: 1. Select tool, 2. Pen tool, 3. Felt tip tool, and 4. Highlighter tool.
- Google Keep quick wins!**
 - To do lists
 - Reminders
 - Add text, images, drawings, audio,
 - Colour-coding and collaboration
 - Works on all devices and all synced together
 - Export to Google Docs
 - Drag and drop notes into
- MFL London TM**
Productivity tips
 - 1. #mfltwitterati hashtag
 - 2. Flipboard or Pinterest. Bookmarklets - Chrome extensions / bookmarklets on all devices. Storify.
 - 3. Google Keep - to do lists, reminders, text, images, audio, drawings, works on everything. Google Keep extension (Save to
- A drawing of a bicycle with the timestamp "Yesterday, 9:54 AM".

Autodraw

MFL London TeachMeet

File Edit View Insert Format Tools Table Add-ons Help All changes saved in Drive

Normal text Arial 11 B I U A

Keep on track with some tip top productivity tech tips!
MFL London Teachmeet - Planning the year ahead

Google Keep quick wins!

- To do lists
- Reminders
- Add text, images, drawings, audio,
- Colour-coding and collaboration
- Works on all devices and all synced together
-
- MFL London TeachMeet
- Export to Google Docs
- Drag and drop notes into Docs from a side panel

MFL LONDON TEACHMEET

Notes from Keep

Take a note...

moment!

for Keep

13

MFL London Teach meet: Planning the year ahead

by Chloe Cawthorne (Teach First) and Verity Howorth (REACH Academy)

MFL LONDON TEACHMEET

MFL London TeachMeet

2. Pen tool 4. Highlighter tool

1. Select tool

Eraser tool 3. Felt tip tool

1. 2. 3. 4.

Drawing tools in Google Keep

Autodraw



MFL London TeachMeet ☆

File Edit View Insert Format Tools Table Add-ons Help All changes saved in Drive

Fit Image options... Replace image... Editing

- Works on all devices and all synced together
- MFL London TeachMeet
- Export to Google Docs
- Drag and drop notes into Docs from a side panel


Light bulb moment!



In line | Wrap text | Break text 3.2mm margin

Notes from Keep

Take a note...




Light bulb moment!

Popup for Keep

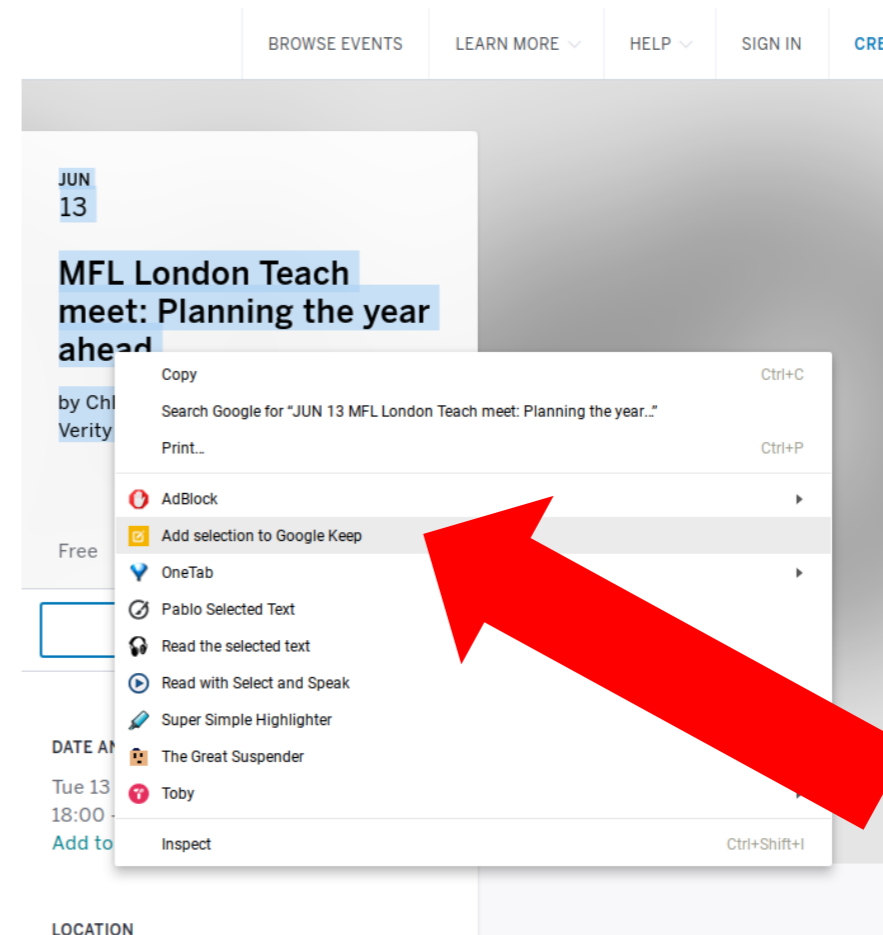
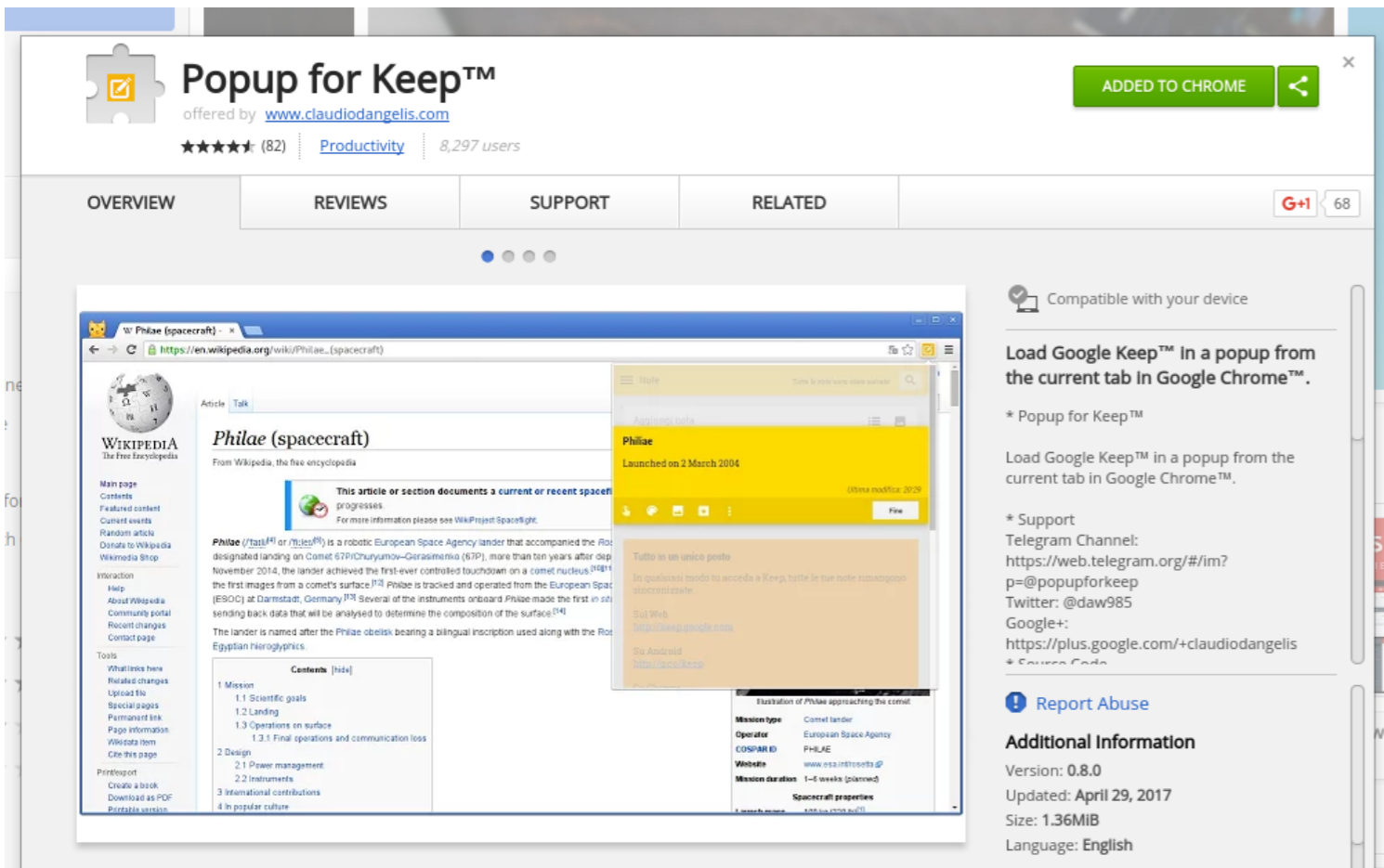
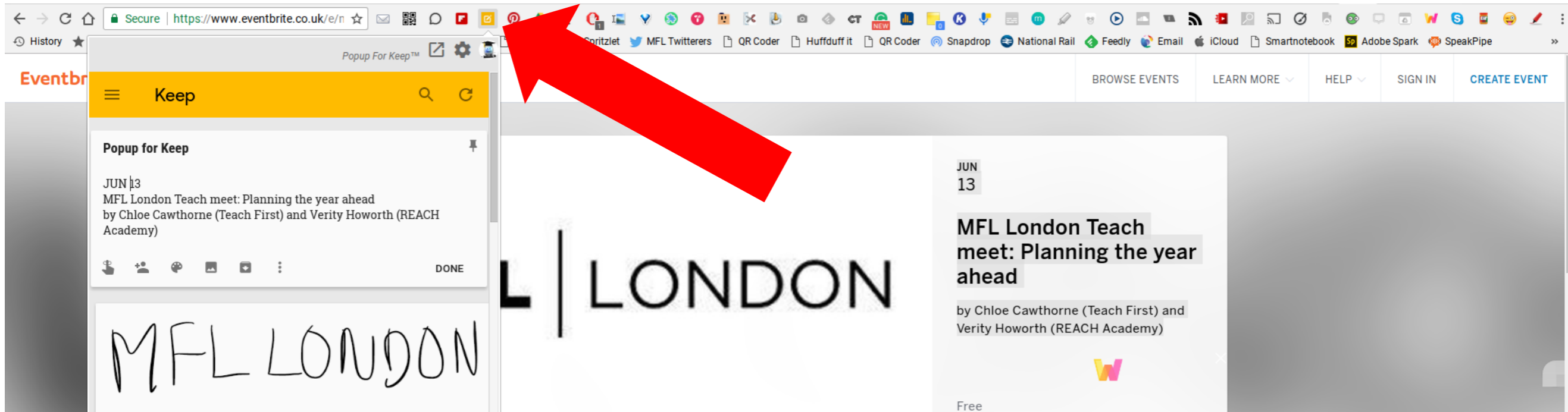
JUN 13
MFL London Teach meet: Planning the year ahead
by Chloe Cawthorne (Teach First) and Verity Howorth (REACH Academy)

MFL LONDON
TEACHMEET



MFL London TeachMeet

Popup for Keep



<https://chrome.google.com/webstore/detail/popup-for-keep/fhcmhglnohogibbbpbodmjeggpdllboop?hl=en>



**Anytime,
Anywhere,
Curation!**

Share on Flipgrid and comment



My Grids < NZALT2018 < Show what you know!

Topic Details



Show what you know!

Flip Code: [9cb1f](#) 3 videos 1 view



Active

Share Topic

Topic Actions



Here are the outcomes produced at Joe Dale's workshops at the NZALT conference 8th-July 2018

3 Videos

[Export Data](#)

Search



Viewed

Name - Last First

Flip Code

Date ↓

Feedback

Activity

This Topic has no Responses. Start the discussion!

Share this Topic with your students or embed it on your classroom site.

Share



Code - 6f2c99

Grid password - Flipgridpassword

<https://flipgrid.com/6f2c99>

**Harnessing the power of the #mfltwitterati and curating
digital resources for professional development
and future planning
InterEducation - 5th-7th September 2018**



@joedale
joedale@talk21.com

BYOD in the Languages classroom Scaffolding and Planning



@joedale

joedale@talk21.com

Integration of ICT in Units of Work

5 step planning

Language topic to be used
(structures and vocabulary)

What language skills are being assessed? What is the success criteria? E.g. (improve pronunciation, ask & answer Qs/ produce longer sentences with connectives etc.)

What tech would be best?
How does it enhance the
process? (publishing /
creativity / motivation)

What tech skills will the students need? Do they know the tool? Will they need practice? How confident am I as teacher using the tool? Do I have a helpsheet they could use?

Planning of teaching
sessions and timings as
part of medium term
Scheme of Work

e.g.

Lesson 1

Introduce new language

Lesson 2

Extending structures / listening and reading comprehension

Lesson 3

Modelling tech examples
and students planning their
own

Lesson 4

Students preparing,
practising and producing
their tech outcomes

Lesson 5

Giving feedback and facilitating peer assessment

Scaffolded planning

BYOD in the Languages classroom Scaffolding and Planning



@joedale

joedale@talk21.com